

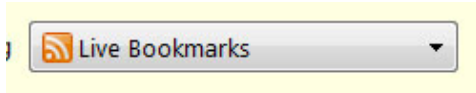
Subscribing to a Podcast with iTunes or Live Bookmarks

Subscribing with Live Bookmarks.....	1
Subscribing with iTunes	2

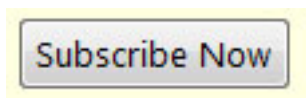
Subscribing with Live Bookmarks

Live Bookmarks is a new feature that allows you to view RSS text or audio updates in your browser's bookmarks toolbar or bookmarks menu. You can quickly see details about the latest audio programs (or news headlines), and if they of interest, then listen directly to the audio (or read the text).Live bookmarks saves you from having to visit that particular website.

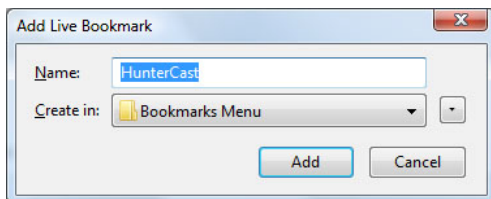
1. Open your browser and click 'Manage Bookmarks' and create a new Folder called 'Podcasts' or something similar. You will keep your live bookmarks here.
2. Go to the web page where the RSS feed which you want to bookmark is located.
3. At the top of the RSS feed, it should read "Subscribe to this feed using" and a field in which 'Live Bookmarks' should be selected.



4. Click the 'Subscribe Now' button.



5. A window will appear. Choose the Folder you created for podcasts in the 'Create in' field. Click Add.

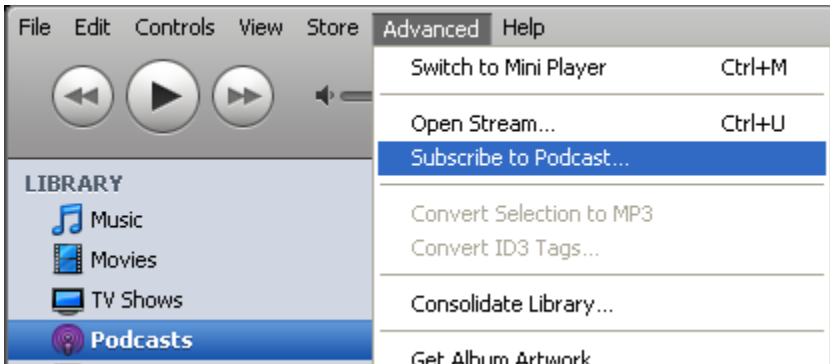


6. Now whenever you select the bookmark, you'll see a list of that program's most recent mp3s. The feed automatically updates whenever you click the bookmark. To play the audio just click a particular item listed in the feed and either listen to it on the website or save it to your computer.

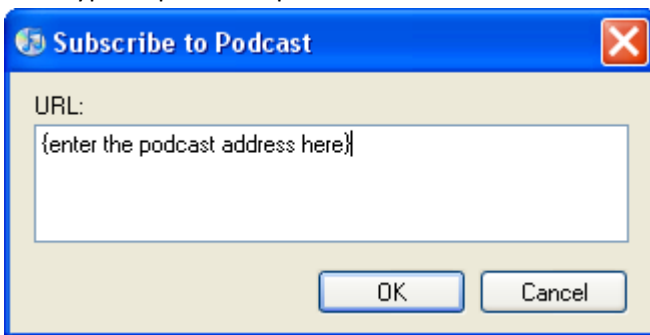
Based on computer.<http://www.abc.net.au/rn/podcast/help.htm#rss>

Subscribing with iTunes

1. Run iTunes and select "Subscribe to Podcast" from the "Advanced" menu,

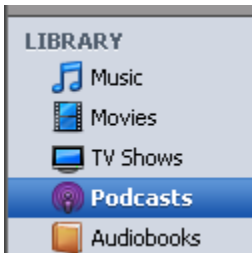


then type or paste the podcast address in the "URL" field. The address should end with ".rss" or ".xml".

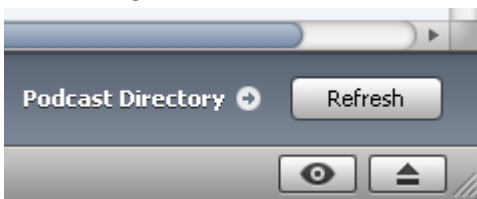


Click "OK", and the downloads begin immediately.

2. New and archived issues will automatically download into iTunes, or you can check for new issues manually by selecting "Podcasts" from the menu on the left



and clicking the "Refresh" button in the lower right corner.



3. To listen, sync your iPod or other mp3 player, or simply double-click on the track in iTunes.

You're done! Once you subscribe, new issues will automatically download whenever you run the software.

From http://www.scienceaudio.net/info/how_to_subscribe.html