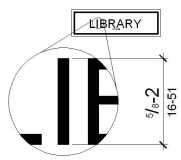
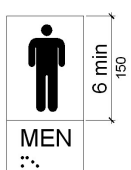
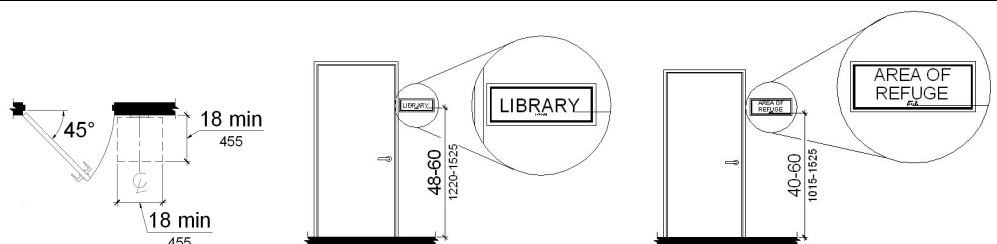






ELEMENT		COMPLIES (or NA)	DOES NOT COMPLY
SIGNAGE			
APPLICABLE	Permanent rooms & spaces shall comply with: <ul style="list-style-type: none"> ▪ Raised & Braille characters and Pictograms ▪ Finish & contrast ▪ Mounting height & location 		
	Direction to or information about shall comply with: <ul style="list-style-type: none"> ▪ Character proportion ▪ Character height ▪ Finish & contrast 		
	International symbol of accessibility required at: <ul style="list-style-type: none"> ▪ Accessible parking spaces ▪ Accessible passenger loading zones ▪ Accessible entrances when all are not accessible ▪ Accessible toilet and bathing facilities when all are not accessible 		
REQUIREMENT	Width-to-height ratio (between 3:5 and 1:1); Stroke-to-height ratio (between 1:5 and 1:10)	<input type="checkbox"/>	<input type="checkbox"/>
	Sized according to viewing distance (min. 3" high character)	<input type="checkbox"/>	<input type="checkbox"/>
	Letters and numbers (raised 1/32", upper case, sans or simple serif type w/ grade 2 Braille)	<input type="checkbox"/>	<input type="checkbox"/>
Character ht.	Raised character height (5/8" – 2" high)	<input type="checkbox"/>	<input type="checkbox"/>
			
Pictogram	Pictogram (equivalent verbal description below)	<input type="checkbox"/>	<input type="checkbox"/>
	Pictogram border (min. 6" height)	<input type="checkbox"/>	<input type="checkbox"/>
			
	Non-glare surface, characters & symbols shall contrast with their background	<input type="checkbox"/>	<input type="checkbox"/>
	Permanent rooms & spaces (wall adjacent to latch side of door, or nearest adjacent wall)	<input type="checkbox"/>	<input type="checkbox"/>
	Height (60" AFF to sign centerline) Note: New ADAAG mounting height diagrams illustrated below.	<input type="checkbox"/>	<input type="checkbox"/>
Mounting ht. & location	Location (no objects located below sign and out of door swing area)	<input type="checkbox"/>	<input type="checkbox"/>
			
ISA	Facilities & elements required to be identified as accessible (International Symbol of Accessibility provided)	<input type="checkbox"/>	<input type="checkbox"/>
	 INTERNATIONAL SYMBOL OF ACCESSIBILITY		

ELEMENT		COMPLIES (or NA)	DOES NOT COMPLY
Volume Control	Volume control telephones (phone symbol w/ waves)	<input type="checkbox"/>	<input type="checkbox"/>
	 <small>VOLUME CONTROL PHONE SYMBOL WITH WAVES</small>		
TDD	Text telephones (TDD symbol)	<input type="checkbox"/>	<input type="checkbox"/>
	 <small>INTERNATIONAL TDD SYMBOL</small>		
Hearing loss	Permanent installed assistive listening systems (sign noting availability of system + hearing loss symbol)	<input type="checkbox"/>	<input type="checkbox"/>
	 <small>INTERNATIONAL SYMBOL FOR HEARING LOSS</small>		