

**Civil Service - By Race and Gender
Sites (Peoria, Rockford, Urbana, DSCC)**

Civil Service - Exec/Admin/Managerial

| Year | Men | Women | White | Black | Hispanic | Other | All Minorities | Total |
|--------|-----|-------|-------|-------|----------|-------|----------------|-------|
| Oct-93 | 7 | 20 | 26 | 0 | 0 | 1 | 1 | 27 |
| Oct-94 | 8 | 22 | 29 | 0 | 0 | 1 | 1 | 30 |
| Oct-95 | 6 | 27 | 31 | 1 | 0 | 1 | 2 | 33 |
| Oct-96 | 6 | 27 | 30 | 1 | 0 | 2 | 3 | 33 |
| Oct-97 | 6 | 28 | 30 | 1 | 0 | 3 | 4 | 34 |
| Oct-98 | 5 | 31 | 32 | 2 | 0 | 2 | 4 | 36 |
| Oct-99 | 10 | 31 | 36 | 2 | 1 | 2 | 5 | 41 |
| Oct-00 | 9 | 32 | 36 | 2 | 1 | 2 | 5 | 41 |
| Oct-01 | 9 | 39 | 43 | 2 | 1 | 2 | 5 | 48 |
| Oct-02 | 8 | 37 | 41 | 2 | 0 | 2 | 4 | 45 |

Professional Non-Faculty

| Year | Men | Women | White | Black | Hispanic | Other | All Minorities | Total |
|--------|-----|-------|-------|-------|----------|-------|----------------|-------|
| Oct-93 | 25 | 172 | 172 | 16 | 1 | 8 | 25 | 197 |
| Oct-94 | 24 | 172 | 173 | 15 | 2 | 6 | 23 | 196 |
| Oct-95 | 25 | 184 | 184 | 14 | 3 | 8 | 25 | 209 |
| Oct-96 | 23 | 192 | 189 | 16 | 3 | 7 | 26 | 215 |
| Oct-97 | 25 | 196 | 198 | 15 | 3 | 5 | 23 | 221 |
| Oct-98 | 27 | 203 | 203 | 15 | 7 | 5 | 27 | 230 |
| Oct-99 | 29 | 221 | 220 | 18 | 8 | 4 | 30 | 250 |
| Oct-00 | 26 | 231 | 223 | 21 | 10 | 3 | 34 | 257 |
| Oct-01 | 23 | 235 | 223 | 24 | 8 | 3 | 35 | 258 |
| Oct-02 | 25 | 242 | 224 | 31 | 9 | 3 | 43 | 267 |

Secretarial/Clerical

| Year | Men | Women | White | Black | Hispanic | Other | All Minorities | Total |
|--------|-----|-------|-------|-------|----------|-------|----------------|-------|
| Oct-93 | 7 | 287 | 254 | 25 | 13 | 2 | 40 | 294 |
| Oct-94 | 6 | 264 | 237 | 22 | 9 | 2 | 33 | 270 |
| Oct-95 | 9 | 304 | 277 | 23 | 9 | 4 | 36 | 313 |
| Oct-96 | 8 | 266 | 236 | 22 | 13 | 3 | 38 | 274 |
| Oct-97 | 8 | 267 | 236 | 20 | 16 | 3 | 39 | 275 |
| Oct-98 | 10 | 295 | 263 | 23 | 16 | 3 | 42 | 305 |
| Oct-99 | 8 | 291 | 261 | 19 | 17 | 2 | 38 | 299 |
| Oct-00 | 7 | 303 | 270 | 20 | 18 | 2 | 40 | 310 |
| Oct-01 | 6 | 293 | 262 | 15 | 20 | 2 | 37 | 299 |
| Oct-02 | 5 | 268 | 233 | 14 | 25 | 1 | 40 | 273 |

**Civil Service - By Race and Gender
Sites (Peoria, Rockford, Urbana, DSCC)**

Technical/Paraprofessional

| Year | Men | Women | White | Black | Hispanic | Other | All Minorities | Total |
|--------|-----|-------|-------|-------|----------|-------|----------------|-------|
| Oct-93 | 3 | 28 | 28 | 3 | 0 | 0 | 3 | 31 |
| Oct-94 | 3 | 30 | 30 | 3 | 0 | 0 | 3 | 33 |
| Oct-95 | 4 | 25 | 25 | 3 | 1 | 0 | 4 | 29 |
| Oct-96 | 3 | 26 | 25 | 4 | 0 | 0 | 4 | 29 |
| Oct-97 | 3 | 29 | 30 | 2 | 0 | 0 | 2 | 32 |
| Oct-98 | 5 | 22 | 24 | 3 | 0 | 0 | 3 | 27 |
| Oct-99 | 4 | 23 | 26 | 1 | 0 | 0 | 1 | 27 |
| Oct-00 | 3 | 28 | 29 | 2 | 0 | 0 | 2 | 31 |
| Oct-01 | 4 | 34 | 36 | 2 | 0 | 0 | 2 | 38 |
| Oct-02 | 2 | 39 | 37 | 3 | 0 | 1 | 4 | 41 |

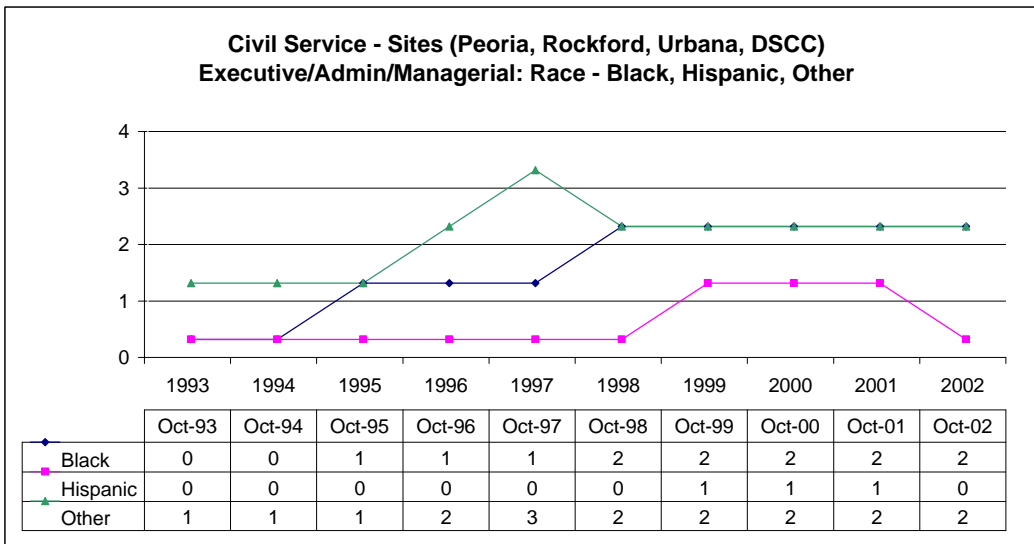
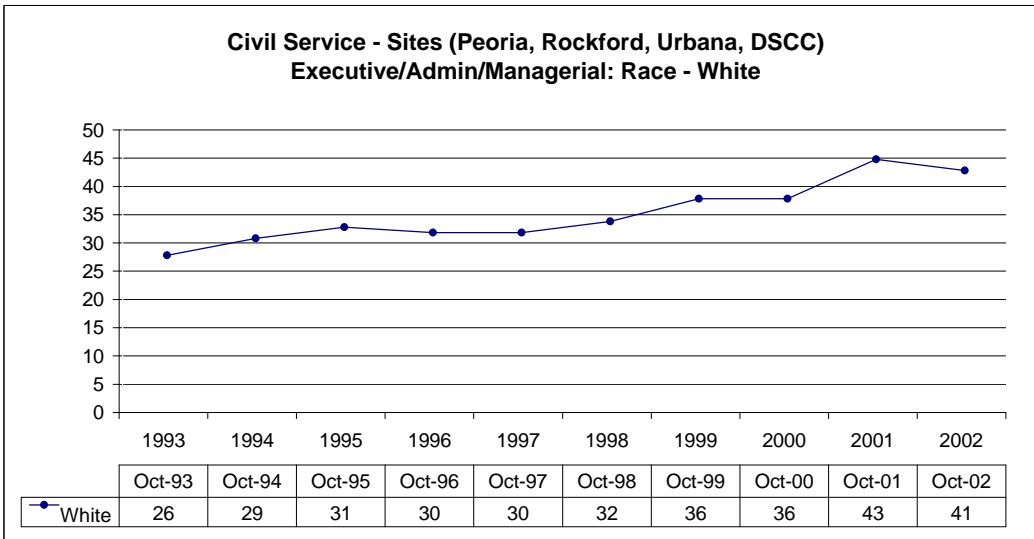
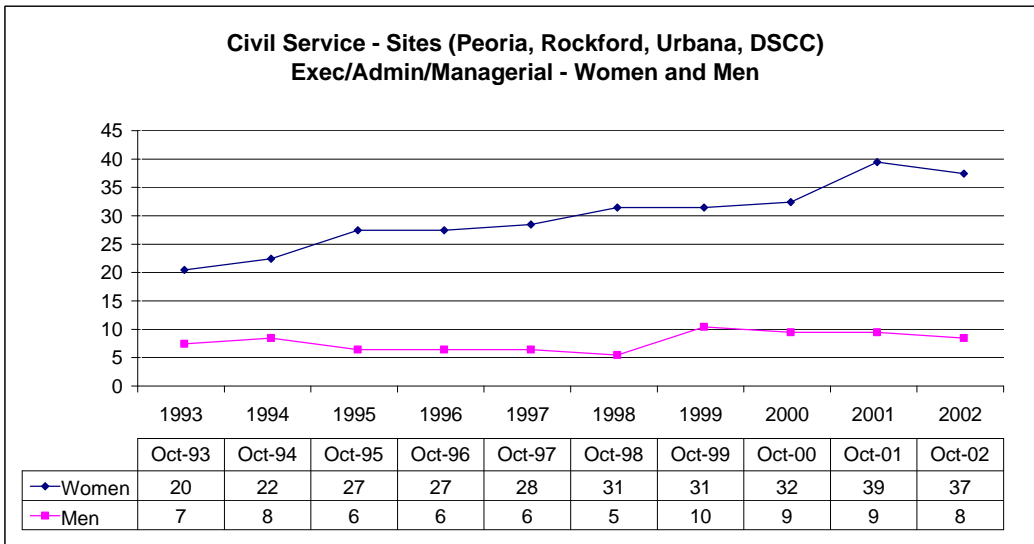
Skilled Crafts

| Year | Men | Women | White | Black | Hispanic | Other | All Minorities | Total |
|--------|-----|-------|-------|-------|----------|-------|----------------|-------|
| Oct-93 | 6 | 0 | 5 | 1 | 0 | 0 | 1 | 6 |
| Oct-94 | 6 | 0 | 5 | 1 | 0 | 0 | 1 | 6 |
| Oct-95 | 7 | 0 | 6 | 1 | 0 | 0 | 1 | 7 |
| Oct-96 | 7 | 0 | 6 | 1 | 0 | 0 | 1 | 7 |
| Oct-97 | 7 | 0 | 6 | 1 | 0 | 0 | 1 | 7 |
| Oct-98 | 7 | 0 | 7 | 0 | 0 | 0 | 0 | 7 |
| Oct-99 | 7 | 0 | 7 | 0 | 0 | 0 | 0 | 7 |
| Oct-00 | 7 | 0 | 7 | 0 | 0 | 0 | 0 | 7 |
| Oct-01 | 7 | 0 | 7 | 0 | 0 | 0 | 0 | 7 |
| Oct-02 | 7 | 0 | 7 | 0 | 0 | 0 | 0 | 7 |

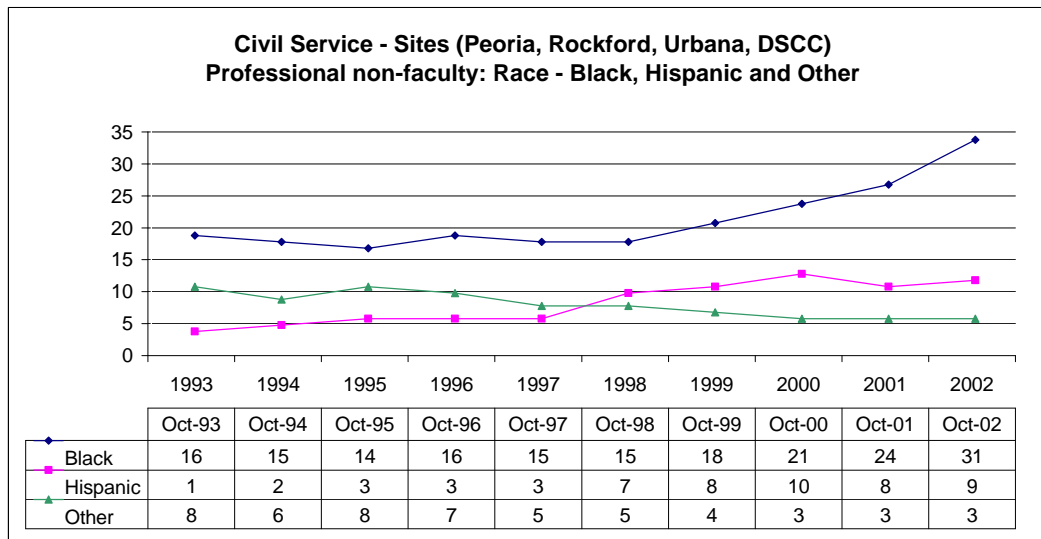
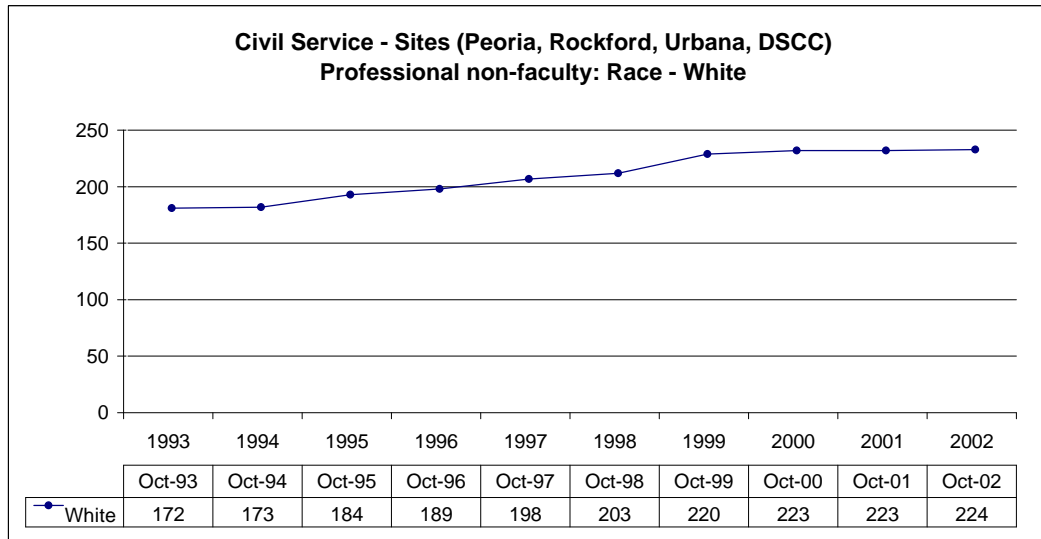
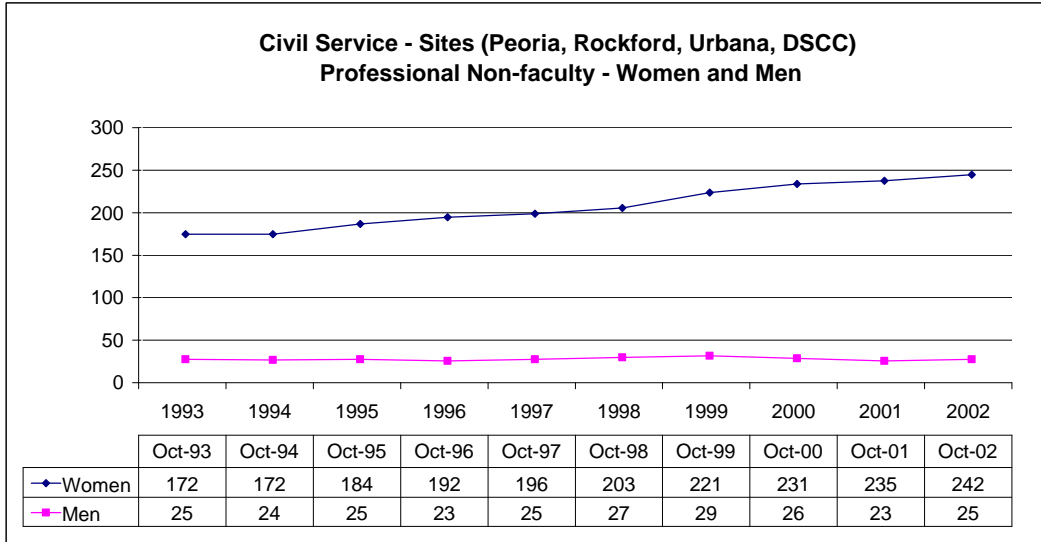
Service/Maintenance

| Year | Men | Women | White | Black | Hispanic | Other | All Minorities | Total |
|--------|-----|-------|-------|-------|----------|-------|----------------|-------|
| Oct-93 | 6 | 8 | 10 | 4 | 0 | 0 | 4 | 14 |
| Oct-94 | 11 | 5 | 13 | 3 | 0 | 0 | 3 | 16 |
| Oct-95 | 7 | 10 | 15 | 2 | 0 | 0 | 2 | 17 |
| Oct-96 | 10 | 8 | 16 | 2 | 0 | 0 | 2 | 18 |
| Oct-97 | 10 | 7 | 15 | 2 | 0 | 0 | 2 | 17 |
| Oct-98 | 8 | 7 | 12 | 2 | 1 | 0 | 3 | 15 |
| Oct-99 | 10 | 8 | 14 | 3 | 0 | 1 | 4 | 18 |
| Oct-00 | 9 | 8 | 13 | 3 | 0 | 1 | 4 | 17 |
| Oct-01 | 10 | 8 | 14 | 3 | 0 | 1 | 4 | 18 |
| Oct-02 | 7 | 9 | 14 | 2 | 0 | 0 | 2 | 16 |

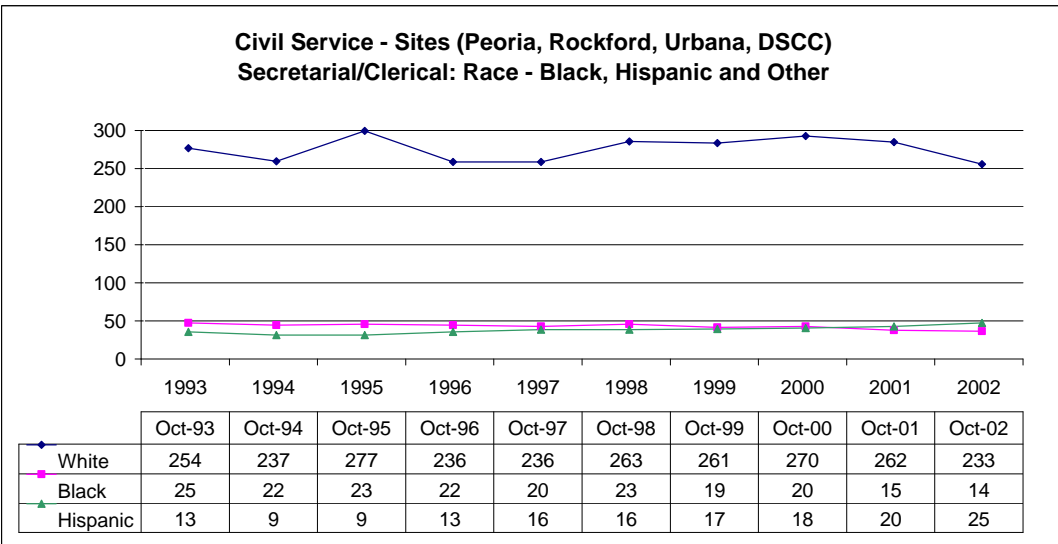
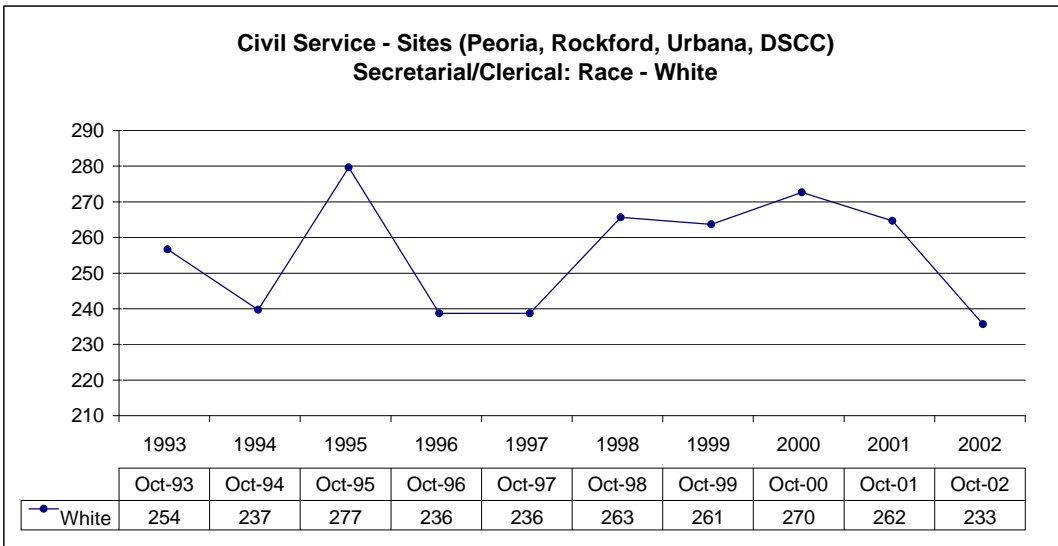
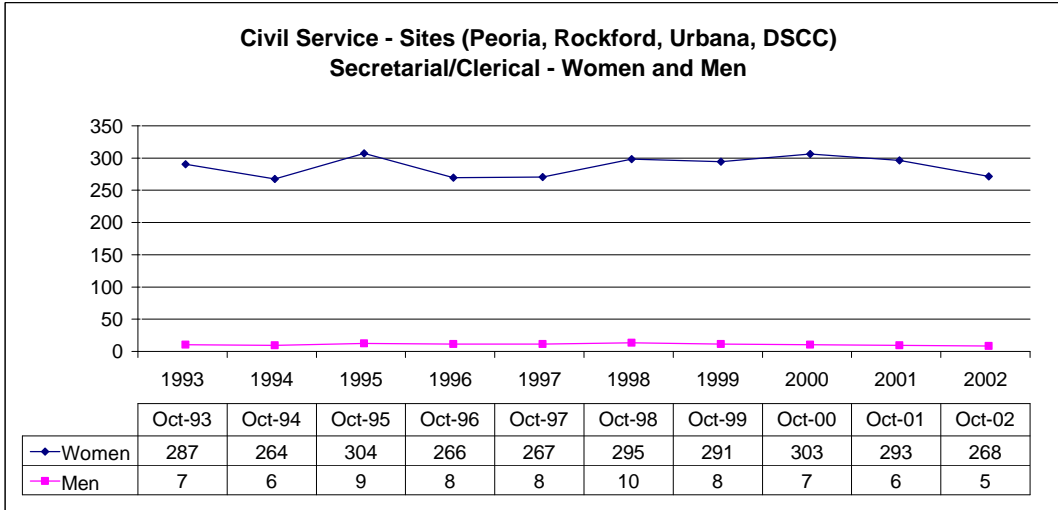
**Civil Service - By Race and Gender
Sites (Peoria, Rockford, Urbana, DSCC)**



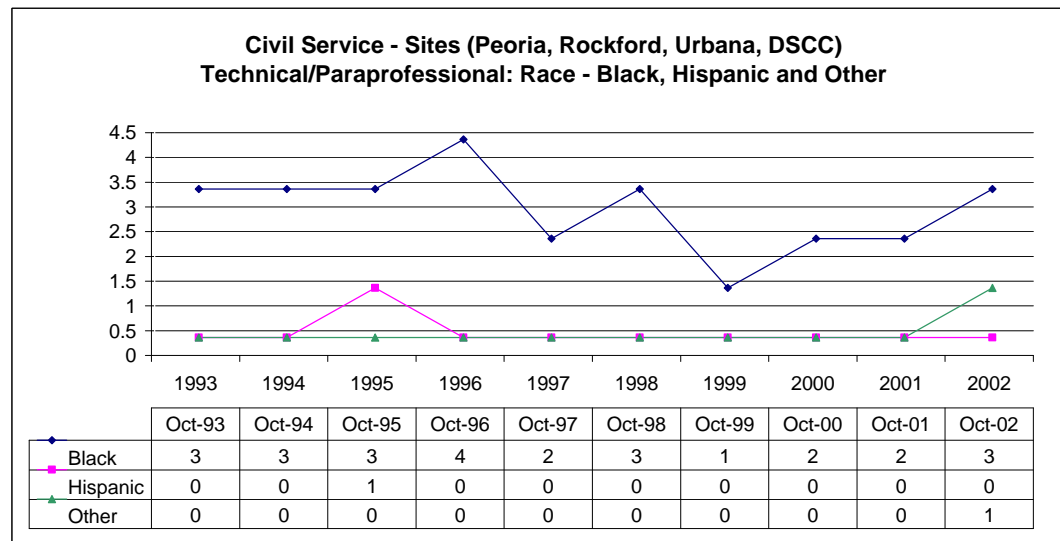
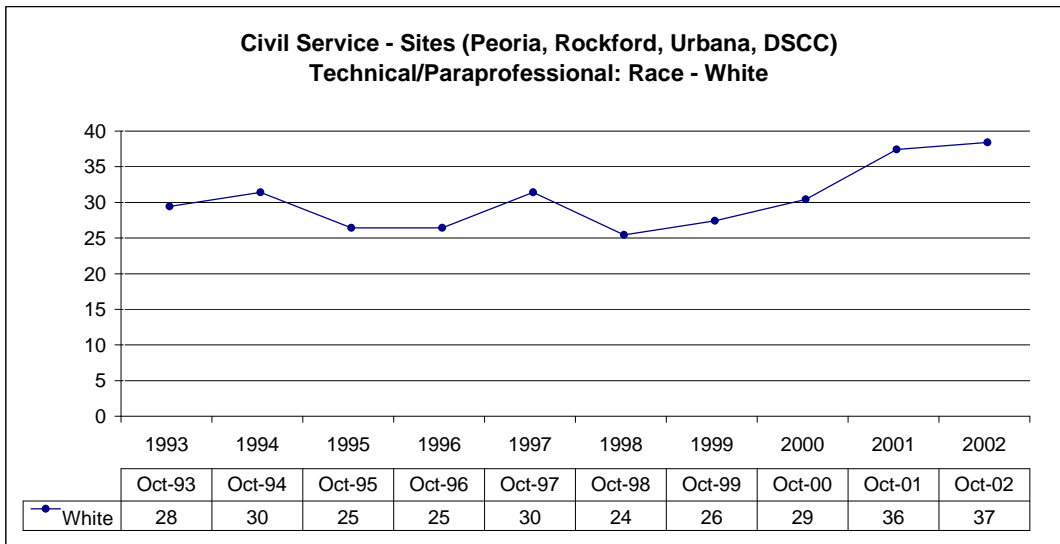
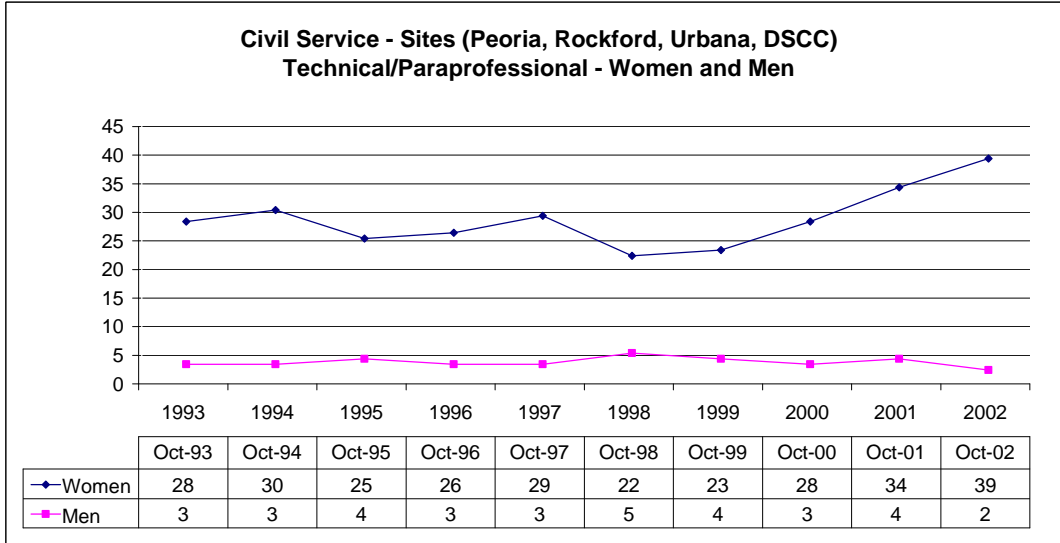
**Civil Service - By Race and Gender
Sites (Peoria, Rockford, Urbana, DSCC)**



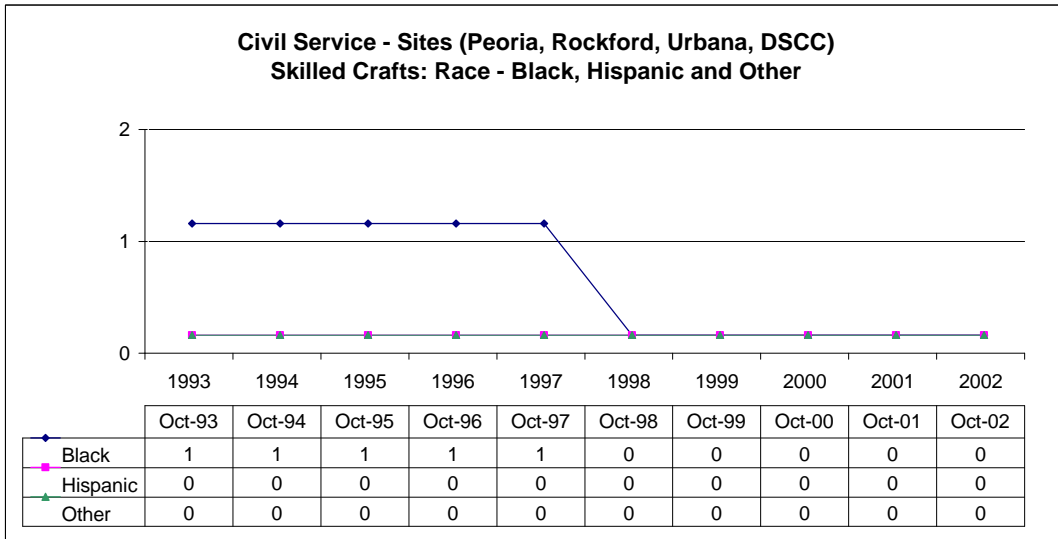
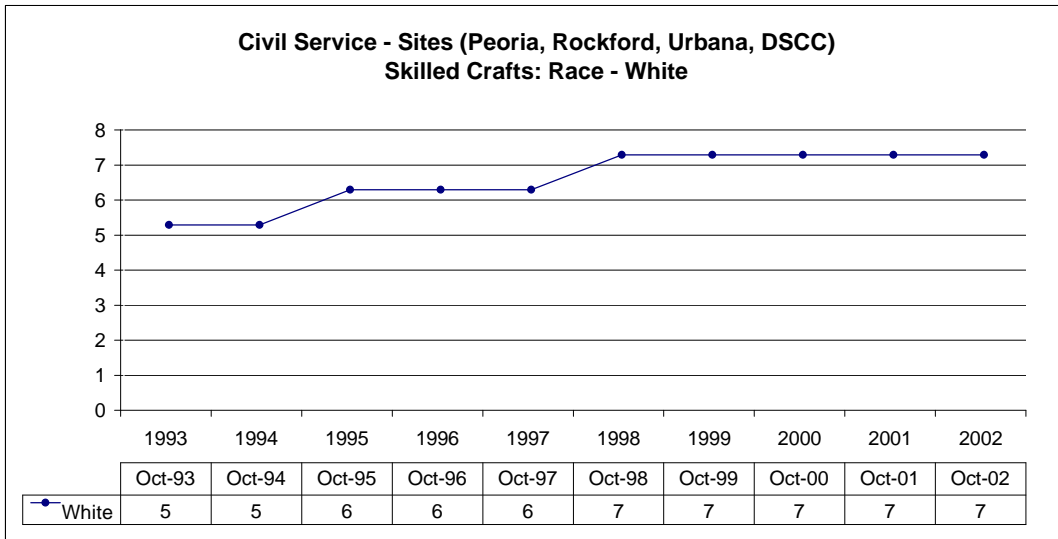
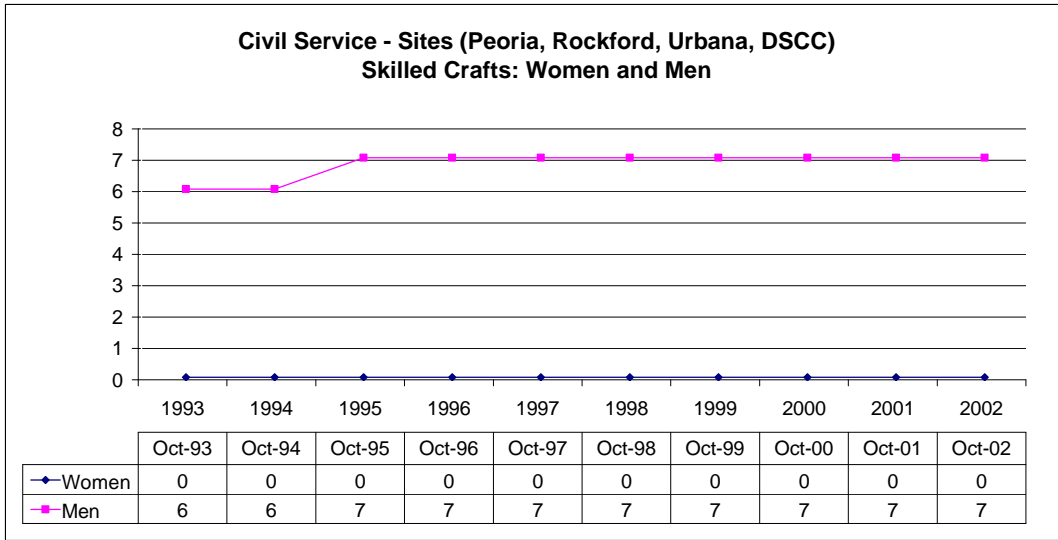
**Civil Service - By Race and Gender
Sites (Peoria, Rockford, Urbana, DSCC)**



**Civil Service - By Race and Gender
Sites (Peoria, Rockford, Urbana, DSCC)**



**Civil Service - By Race and Gender
Sites (Peoria, Rockford, Urbana, DSCC)**



**Civil Service - By Race and Gender
Sites (Peoria, Rockford, Urbana, DSCC)**

