

**College of Liberal Arts and Sciences
Race and Gender**

Administrators and Executives

Year	Men	Women	White	Black	Hispanic	Other	All Minorities	Total
Oct-93	9	3	10	2	0	0	2	12
Oct-94	10	3	11	2	0	0	2	13
Oct-95	11	3	12	2	0	0	2	14
Oct-96	12	4	14	2	0	0	2	16
Oct-97	13	6	17	2	0	0	2	19
Oct-98	12	6	16	2	0	0	2	18
Oct-99	16	10	22	2	1	1	4	26
Oct-00	15	15	26	2	2	0	4	30
Oct-01	16	12	24	2	2	0	4	28
Oct-02	10	9	17	2	0	0	2	19

Tenured

Year	Men	Women	White	Black	Hispanic	Other	All Minorities	Total
Oct-93	306	66	329	7	17	19	43	372
Oct-94	298	65	323	6	17	17	40	363
Oct-95	281	65	305	7	17	17	41	346
Oct-96	280	66	301	7	19	19	45	346
Oct-97	272	66	290	8	18	22	48	338
Oct-98	264	69	285	10	16	22	48	333
Oct-99	258	68	283	10	14	19	43	326
Oct-00	252	67	273	11	15	20	46	319
Oct-01	252	78	286	12	13	19	44	330
Oct-02	241	86	282	11	15	19	45	327

Tenure-track

Year	Men	Women	White	Black	Hispanic	Other	All Minorities	Total
Oct-93	38	25	42	6	8	7	21	63
Oct-94	42	28	48	5	7	10	22	70
Oct-95	47	34	54	8	9	10	27	81
Oct-96	55	32	62	6	9	10	25	87
Oct-97	55	32	64	7	8	8	23	87
Oct-98	47	34	60	5	9	7	21	81
Oct-99	41	30	52	6	7	6	19	71
Oct-00	52	44	68	8	11	9	28	96
Oct-01	45	43	61	7	13	7	27	88
Oct-02	44	40	57	6	11	10	27	84

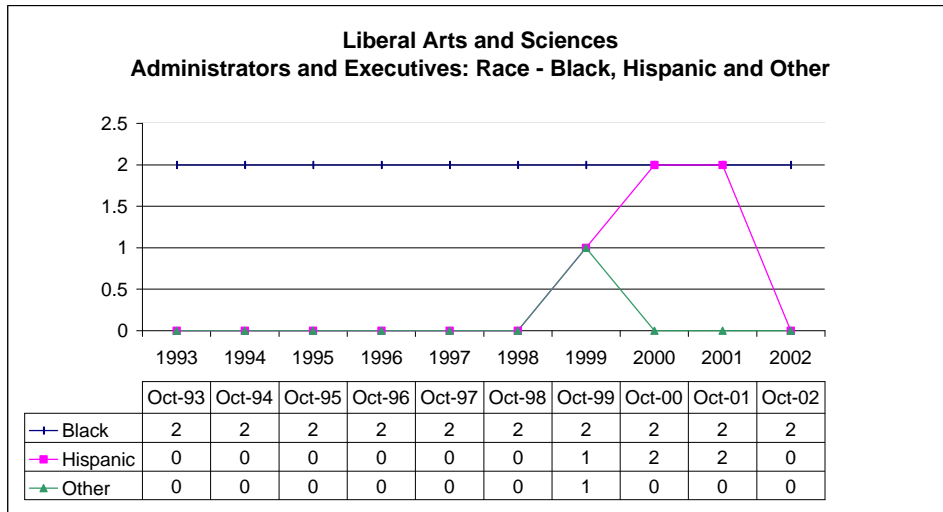
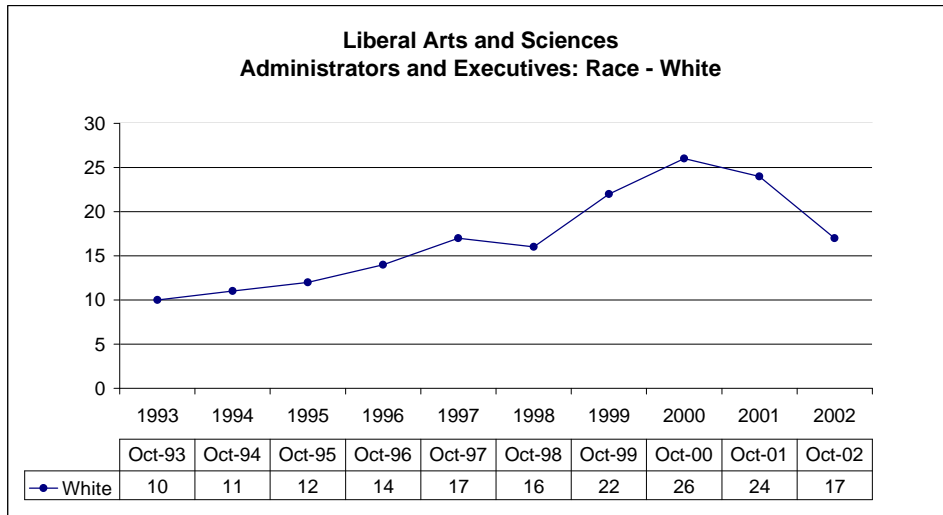
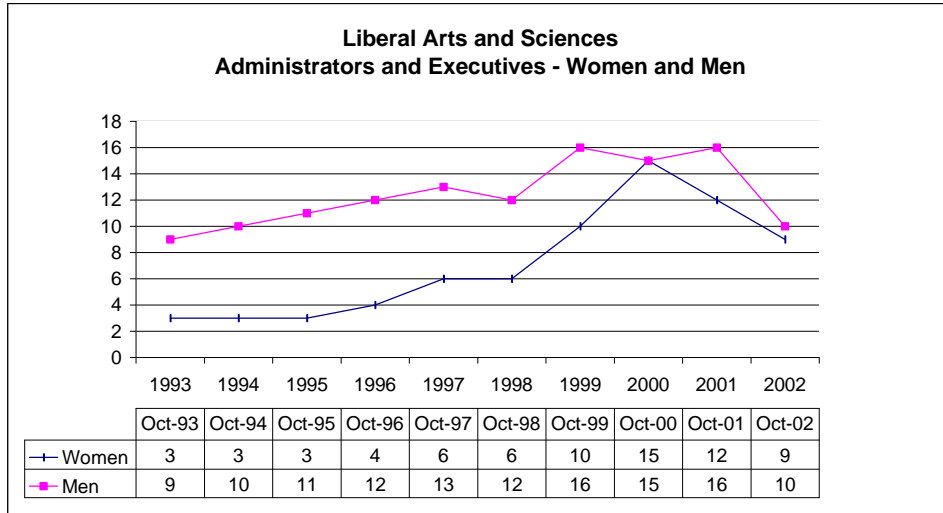
Non-tenured

Year	Men	Women	White	Black	Hispanic	Other	All Minorities	Total
Oct-93	12	12	21	0	1	2	3	24
Oct-94	16	13	24	2	1	2	5	29
Oct-95	18	16	28	1	1	4	6	34
Oct-96	20	21	33	2	2	4	8	41
Oct-97	31	45	66	2	6	2	10	76
Oct-98	39	39	67	2	6	3	11	78
Oct-99	44	50	78	3	8	5	16	94
Oct-00	39	57	81	2	8	5	15	96
Oct-01	59	51	92	3	6	9	18	110
Oct-02	46	50	74	1	10	11	22	96

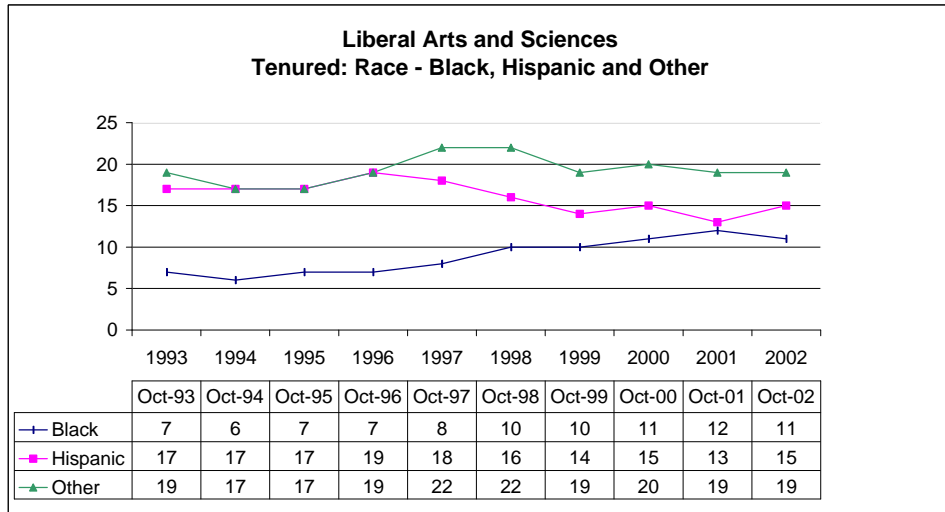
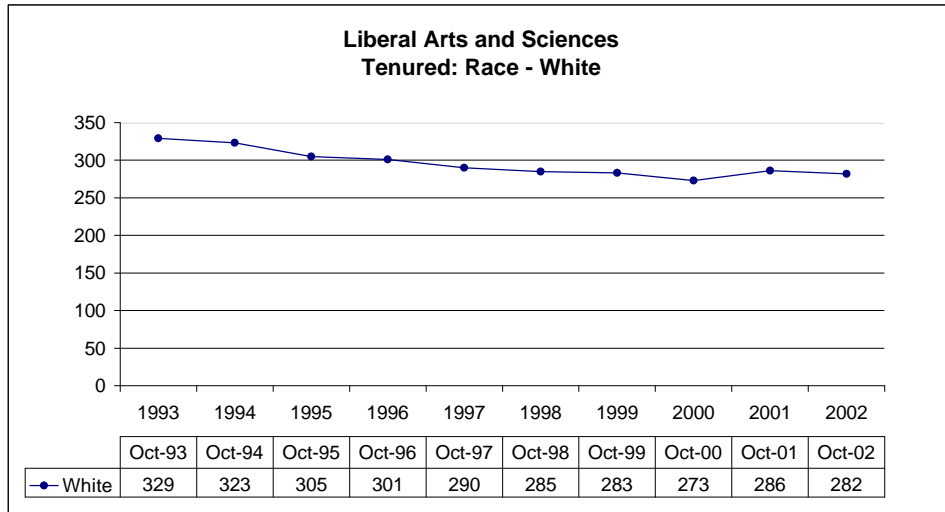
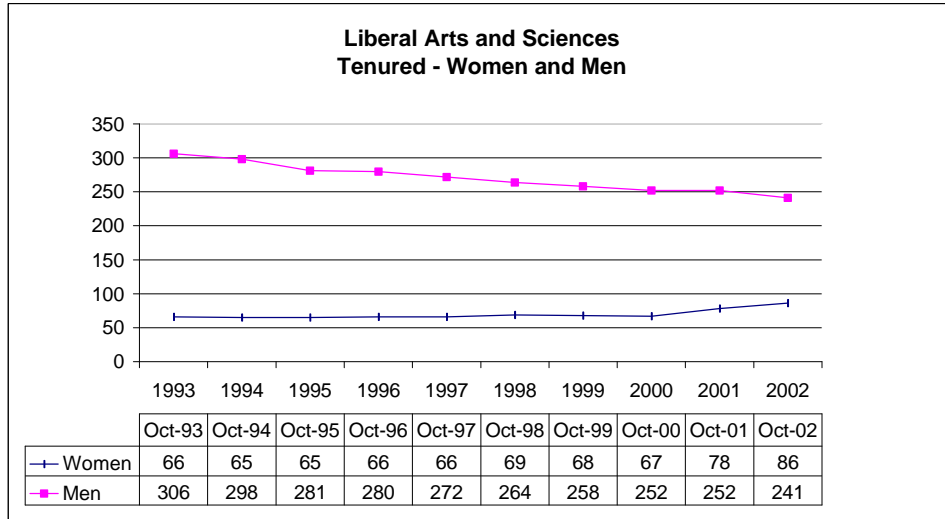
Academic Professionals

Year	Men	Women	White	Black	Hispanic	Other	All Minorities	Total
Oct-93	19	48	55	4	4	4	12	67
Oct-94	16	44	51	3	2	4	9	60
Oct-95	17	48	55	4	2	4	10	65
Oct-96	24	61	70	4	6	5	15	85
Oct-97	27	48	61	7	4	3	14	75
Oct-98	21	51	60	5	2	5	12	72
Oct-99	20	54	57	8	3	6	17	74
Oct-00	17	65	60	7	9	6	22	82
Oct-01	20	67	63	9	8	7	24	87
Oct-02	22	62	58	11	7	8	26	84

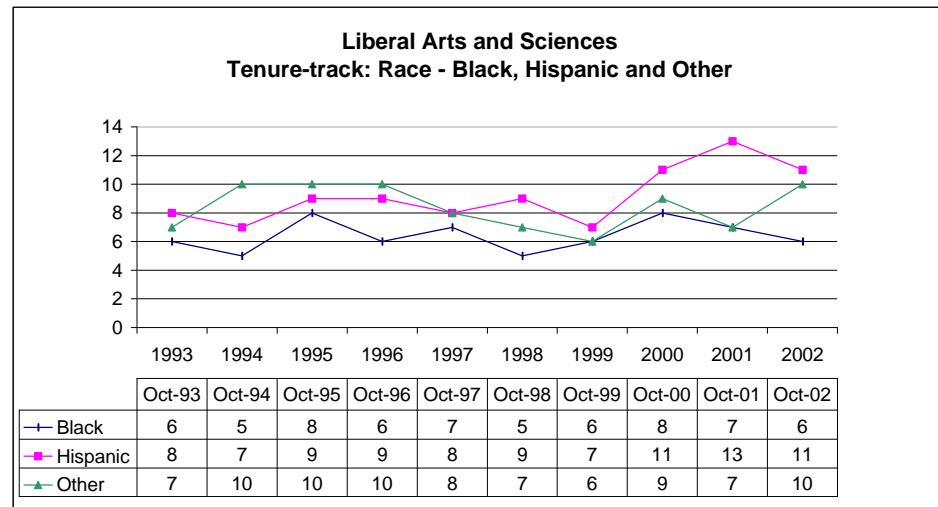
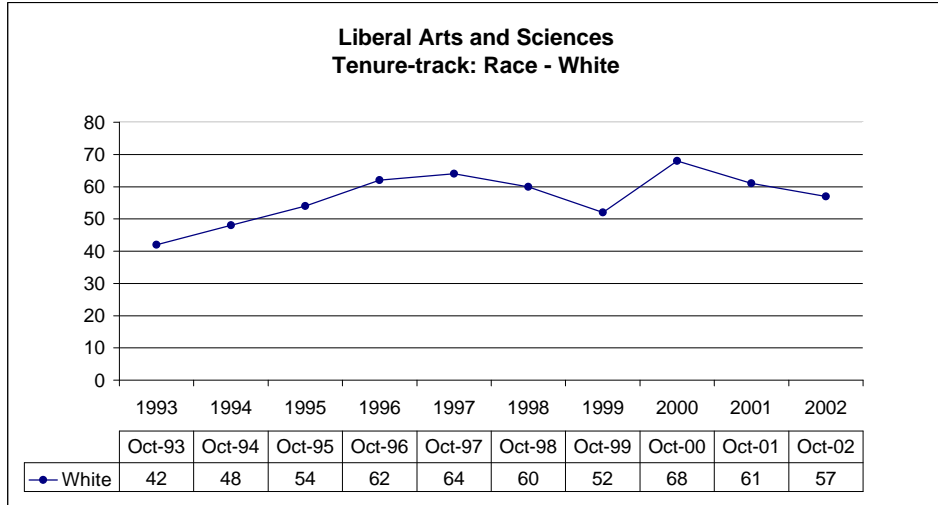
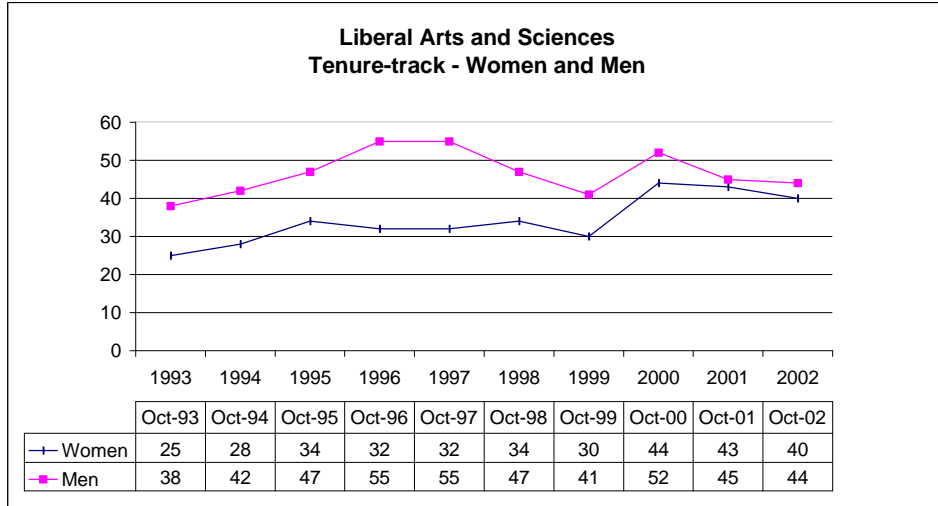
**College of Liberal Arts and Sciences
Race and Gender**



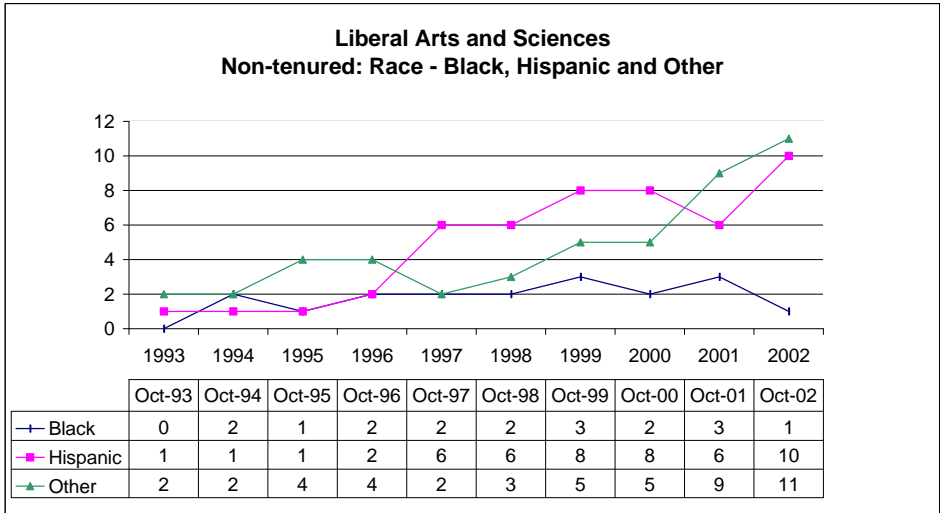
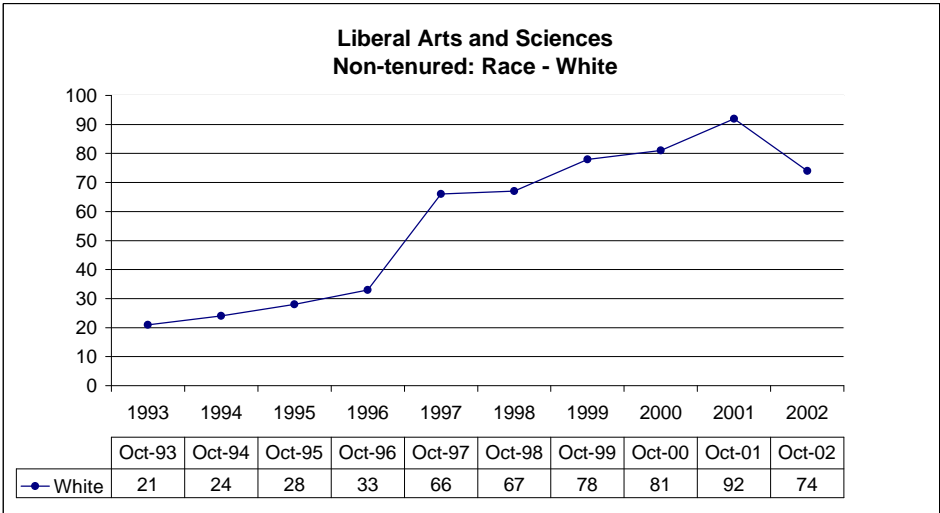
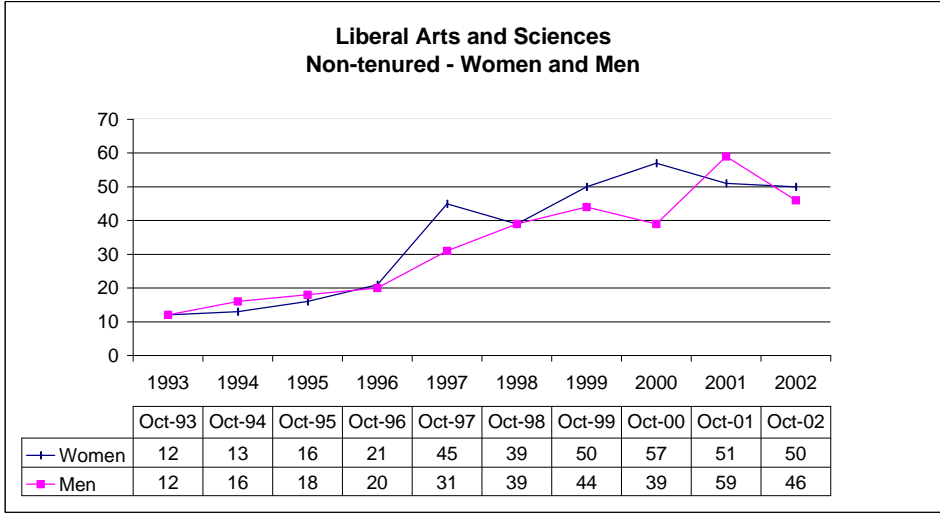
**College of Liberal Arts and Sciences
Race and Gender**



**College of Liberal Arts and Sciences
Race and Gender**



**College of Liberal Arts and Sciences
Race and Gender**



**College of Liberal Arts and Sciences
Race and Gender**

