

**Library
Race and Gender**

Administrators and Executives

Year	Men	Women	White	Black	Hispanic	Other	All Minorities	Total
Oct-93	1	2	3	0	0	0	0	3
Oct-94	1	1	2	0	0	0	0	2
Oct-95	0	2	2	0	0	0	0	2
Oct-96	0	1	1	0	0	0	0	1
Oct-97	0	2	2	0	0	0	0	2
Oct-98	0	2	2	0	0	0	0	2
Oct-99	0	2	2	0	0	0	0	2
Oct-00	0	2	2	0	0	0	0	2
Oct-01	0	2	2	0	0	0	0	2
Oct-02	0	2	2	0	0	0	0	2

Tenured

Year	Men	Women	White	Black	Hispanic	Other	All Minorities	Total
Oct-93	9	11	19	0	0	1	1	20
Oct-94	9	13	21	0	0	1	1	22
Oct-95	10	11	21	0	0	0	0	21
Oct-96	10	14	23	0	0	1	1	24
Oct-97	9	14	23	0	0	0	0	23
Oct-98	10	14	24	0	0	0	0	24
Oct-99	10	13	23	0	0	0	0	23
Oct-00	9	13	22	0	0	0	0	22
Oct-01	8	13	21	0	0	0	0	21
Oct-02	8	12	20	0	0	0	0	20

Tenure-track

Year	Men	Women	White	Black	Hispanic	Other	All Minorities	Total
Oct-93	6	13	18	0	0	1	1	19
Oct-94	6	15	20	0	0	1	1	21
Oct-95	5	17	19	1	0	2	3	22
Oct-96	5	15	17	2	0	1	3	20
Oct-97	6	10	13	1	1	1	3	16
Oct-98	6	9	11	1	1	2	4	15
Oct-99	2	9	8	2	0	1	3	11
Oct-00	3	5	6	2	0	0	2	8
Oct-01	2	7	8	1	0	0	1	9
Oct-02	2	7	7	2	0	0	2	9

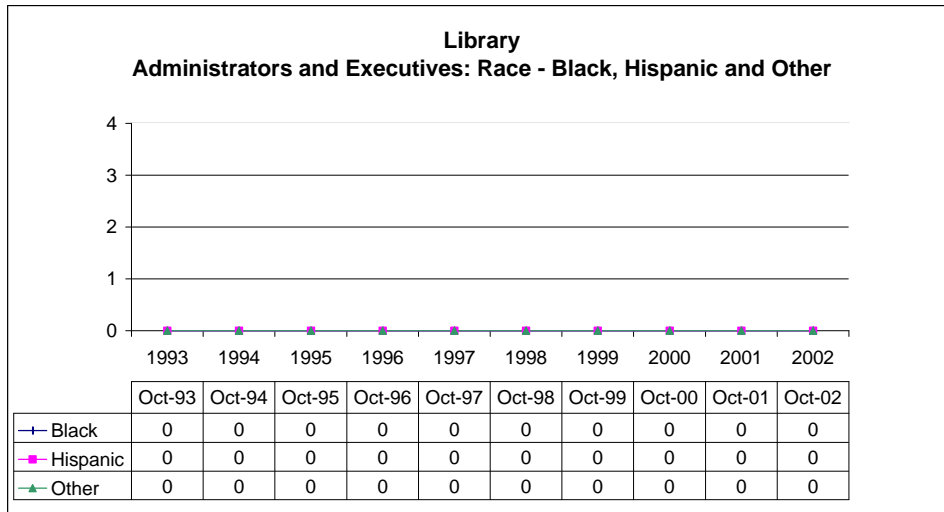
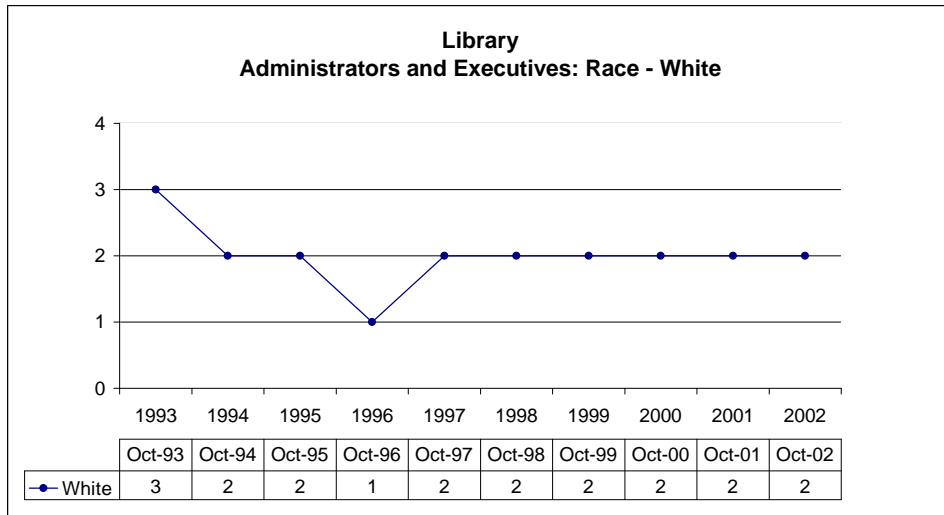
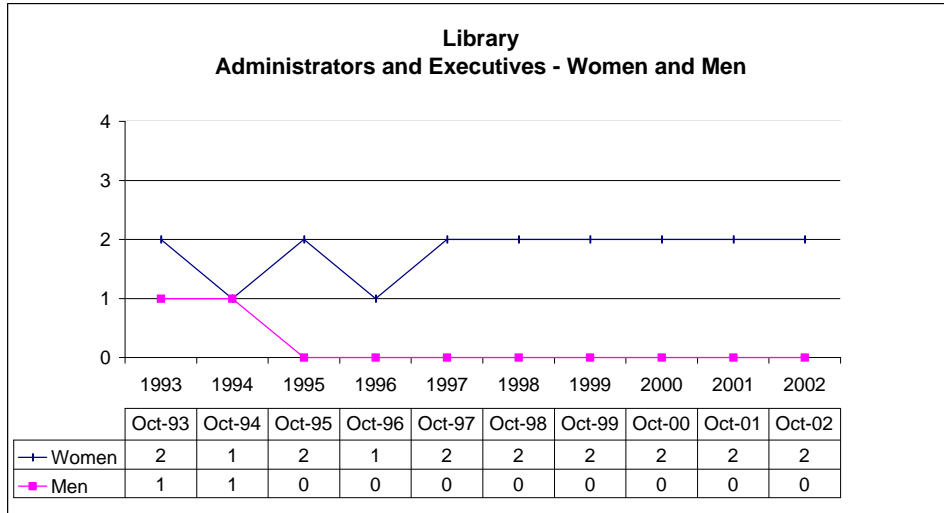
Non-tenured

Year	Men	Women	White	Black	Hispanic	Other	All Minorities	Total
Oct-93	0	1	1	0	0	0	0	1
Oct-94	0	1	1	0	0	0	0	1
Oct-95	0	1	1	0	0	0	0	1
Oct-96	0	0	0	0	0	0	0	0
Oct-97	0	2	1	0	0	1	1	2
Oct-98	0	3	2	0	0	1	1	3
Oct-99	4	5	7	0	0	2	2	9
Oct-00	3	6	7	0	0	2	2	9
Oct-01	3	6	6	0	0	3	3	9
Oct-02	3	6	6	0	0	3	3	9

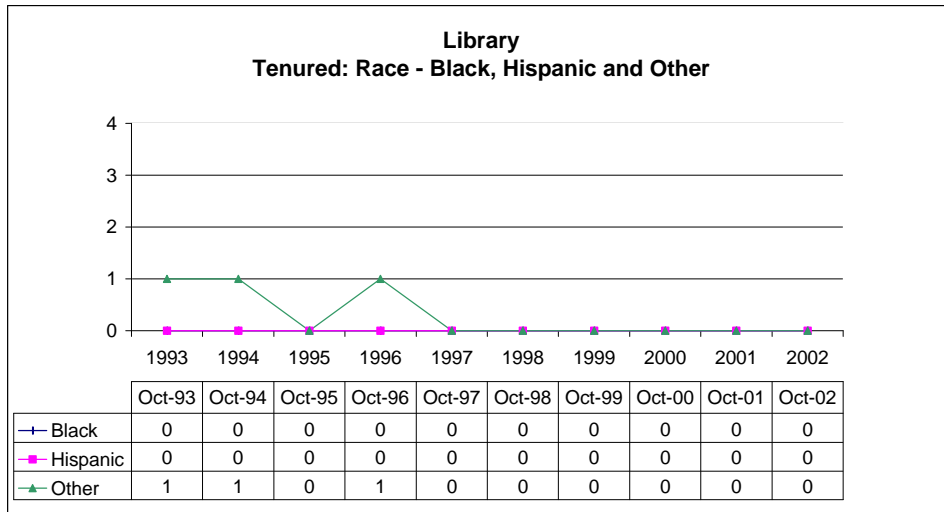
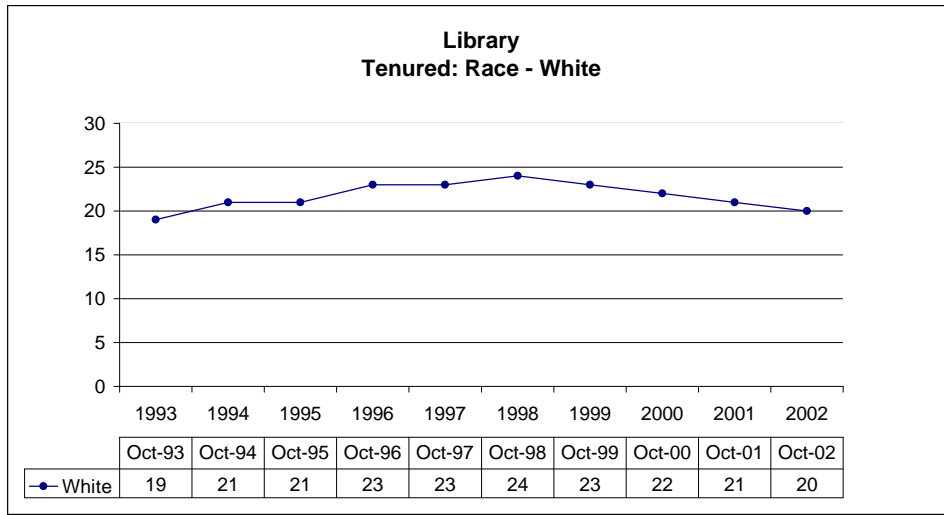
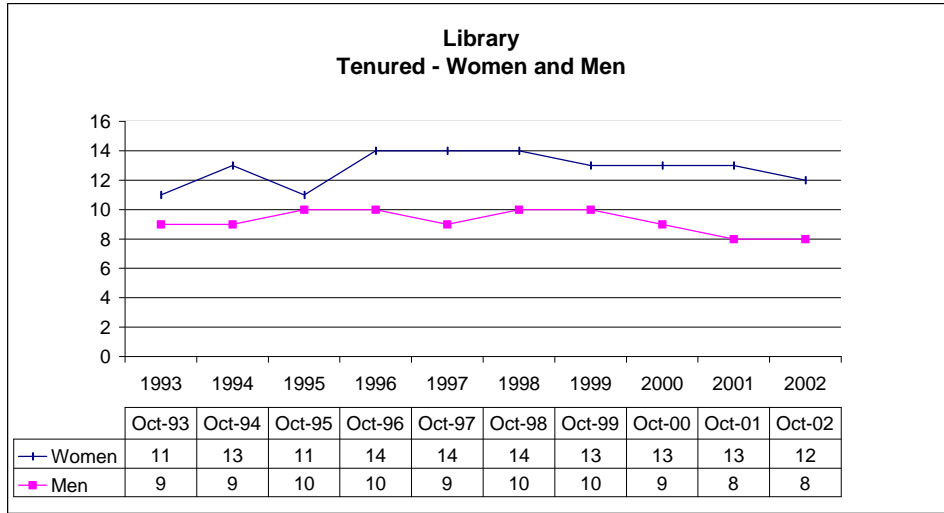
Academic Professionals

Year	Men	Women	White	Black	Hispanic	Other	All Minorities	Total
Oct-93	0	7	6	0	0	1	1	7
Oct-94	0	9	8	0	0	1	1	9
Oct-95	0	7	6	0	0	1	1	7
Oct-96	1	8	8	0	0	1	1	9
Oct-97	2	8	7	2	0	1	3	10
Oct-98	1	9	6	2	0	2	4	10
Oct-99	1	8	5	2	0	2	4	9
Oct-00	3	9	7	3	0	2	5	12
Oct-01	3	9	6	4	0	2	6	12
Oct-02	3	9	4	5	0	3	8	12

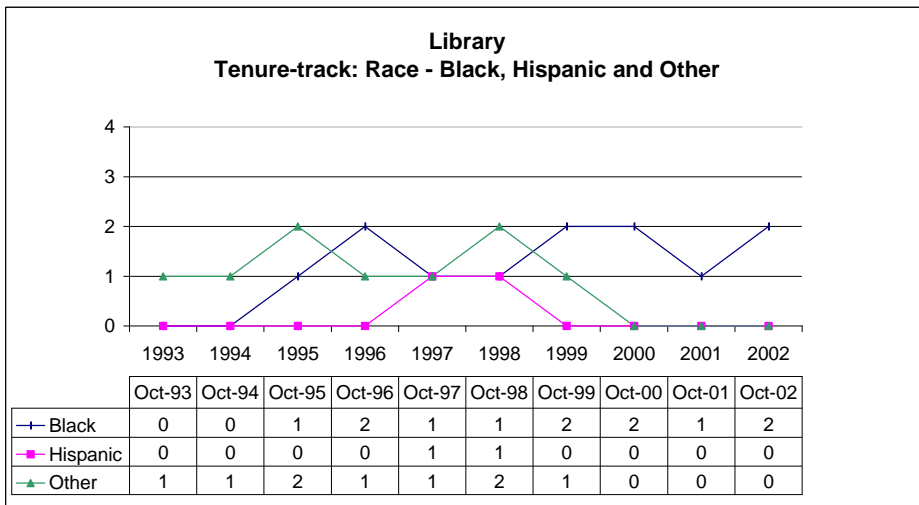
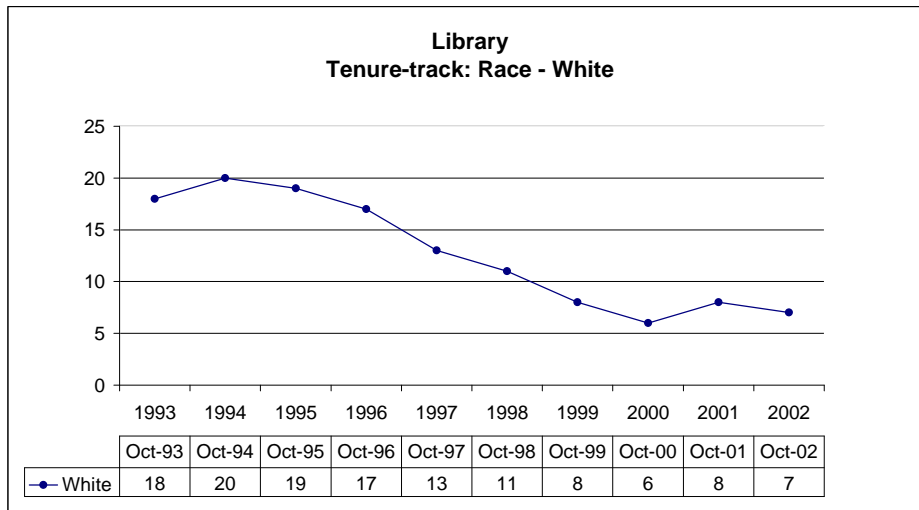
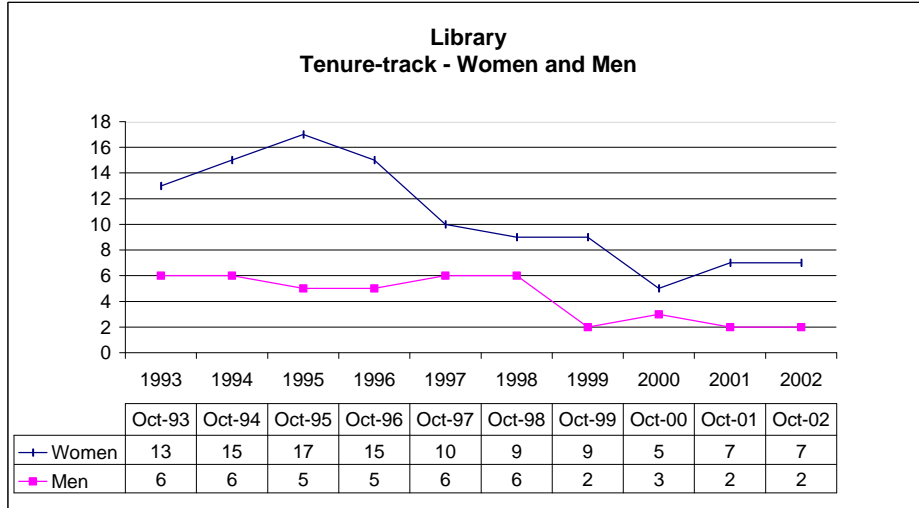
**Library
Race and Gender**



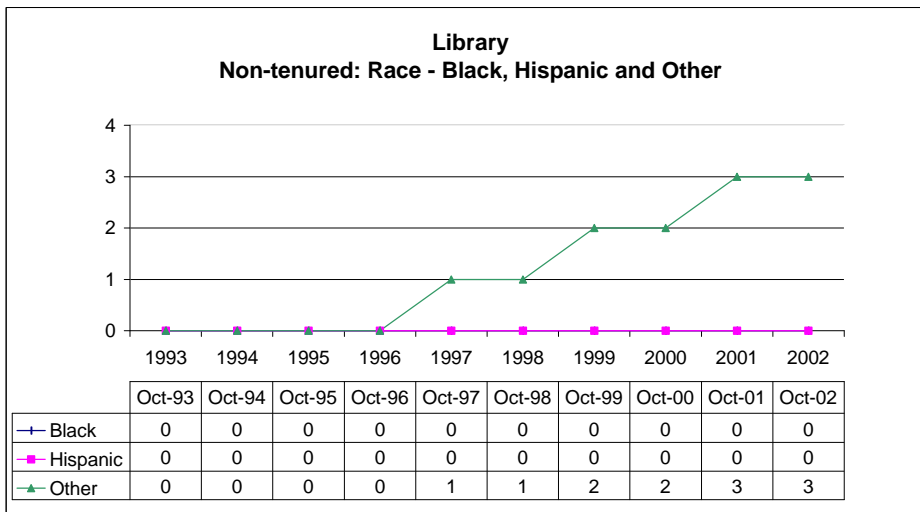
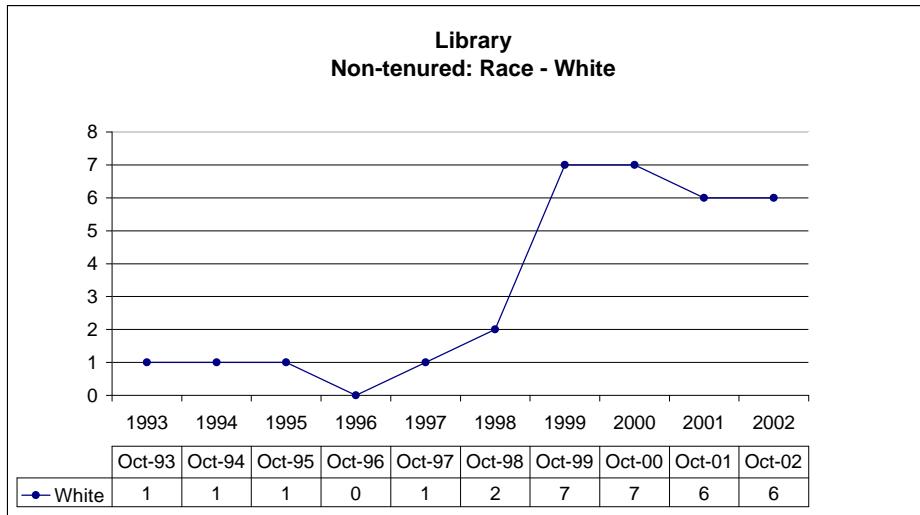
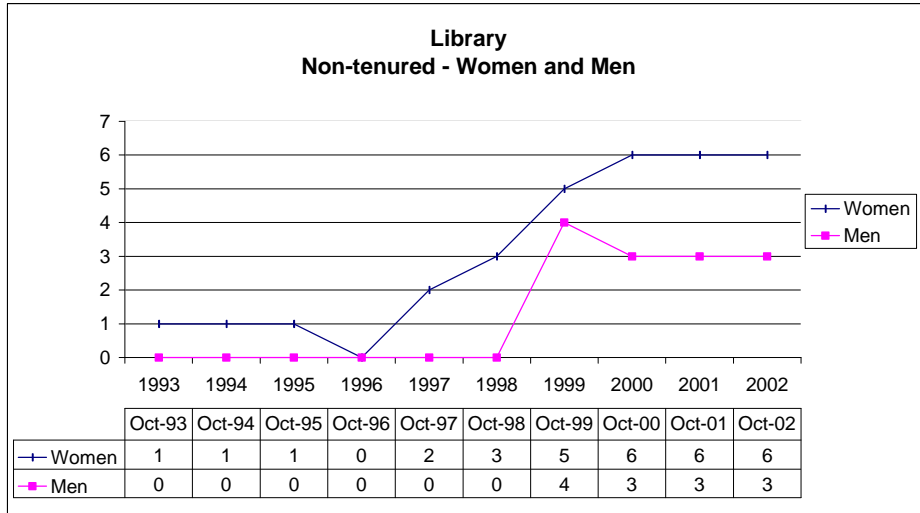
**Library
Race and Gender**



**Library
Race and Gender**



**Library
Race and Gender**



**Library
Race and Gender**

