

Proposal Submission Summary

The School of Public Health faculty submitted approximately 200 new grant applications between 2007 to 2008. The percent awarded in 2007-2008 was 37%, a drop from over 50% success rates of the two fiscal years. This drop has been seen throughout the School and reflects a decreasing award rate from all types of sponsors. The success rate of SPH faculty for NIH funding at 8 percent compares favorably with the 7.2 percent reported nationally (1).

- (1) Mandel, HG., Vesell, E.S. Declines in NIH R01 Research Grant Funding. *Science* (322), 10 Oct. 2008, pg. 189.

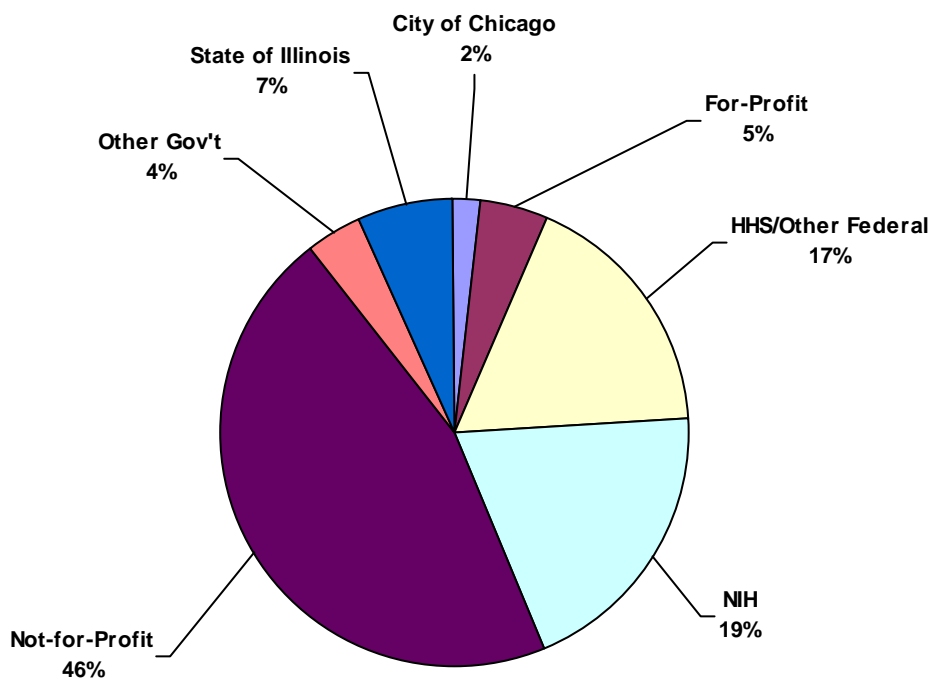
Annual Report

Fiscal Year 2008

Percent of Proposals Submitted by Type of Sponsors

Based on UIC Submission Date for the Period between 7/1/2007 And 6/30/2008

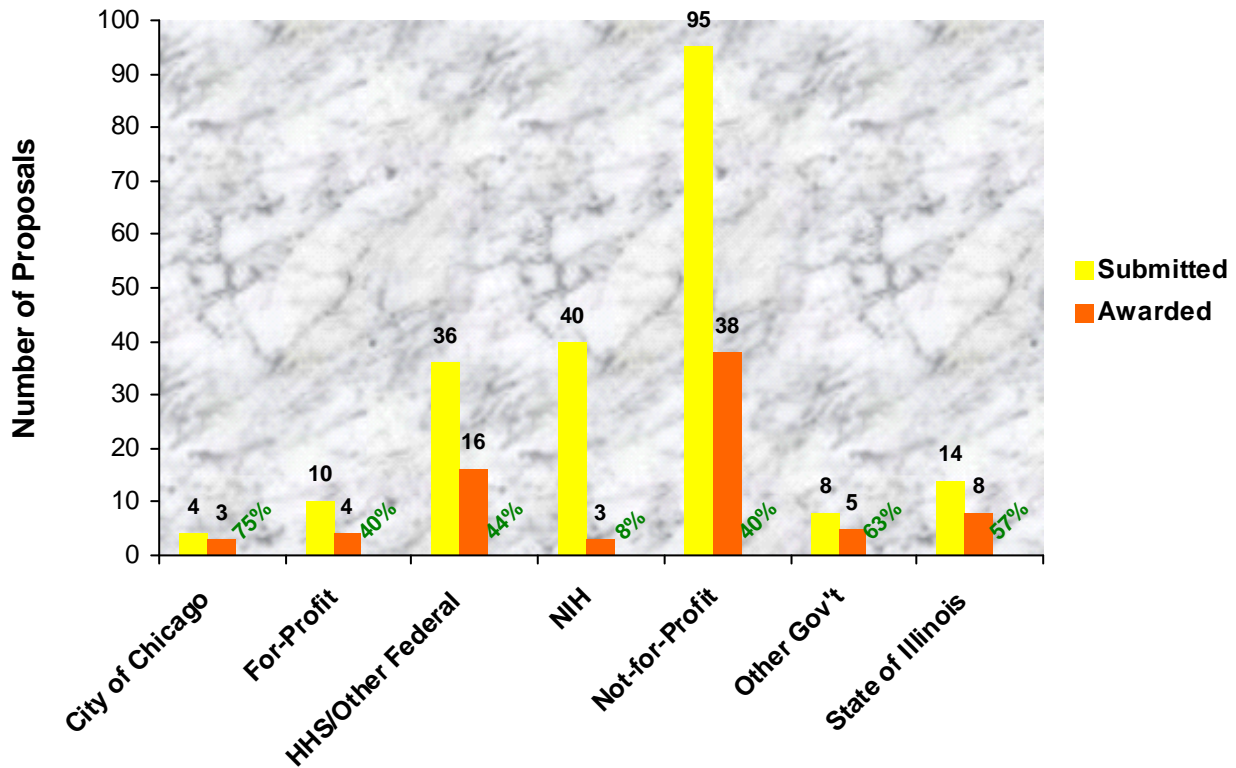
<u>Sponsor</u>	<u># Submissions</u>	<u>Percent</u>
NIH	40	19.3%
HHS/Other Federal	36	17.4%
State of Illinois	14	6.8%
City of Chicago	4	1.9%
Other Gov't	8	3.9%
For-Profit	10	4.8%
Not-for-Profit	95	45.9%
	207	



Success Rates of New Proposals Submitted by Type of Sponsor

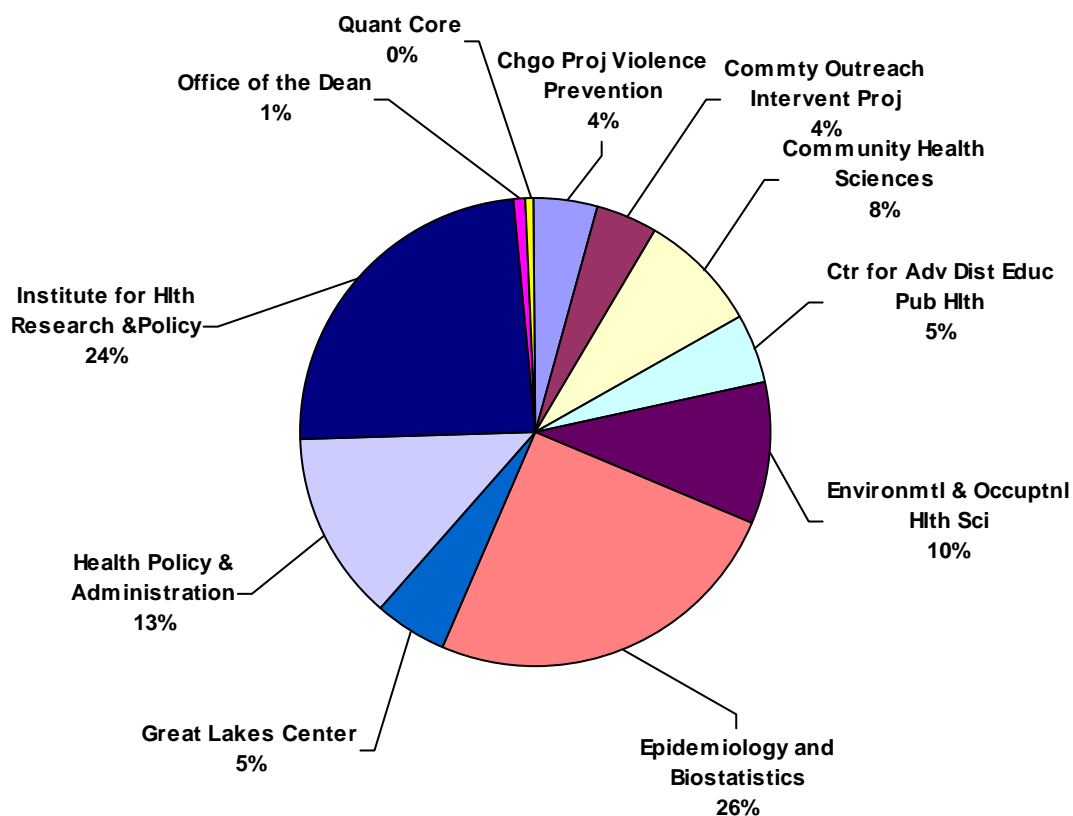
Based on UIC Submission Date for the Period between 7/1/2007 And 6/30/2008

<u>Fiscal Year</u>	<u>Type of Sponsor</u>	<u># Submitted</u>	<u># Awarded</u>	<u>% Awarded</u>
FY2008	NIH	40	3	8%
	HHS/Other Federal	36	16	44%
	State of Illinois	14	8	57%
	City of Chicago	4	3	75%
	Other Gov't	8	5	63%
	Not-for-Profit	95	38	40%
	For-Profit	10	4	40%
		207	77	37%



Percent of Proposal Submission by Unit
 Based on UIC Submission Date for the Period between 7/1/2007 And 6/30/2008

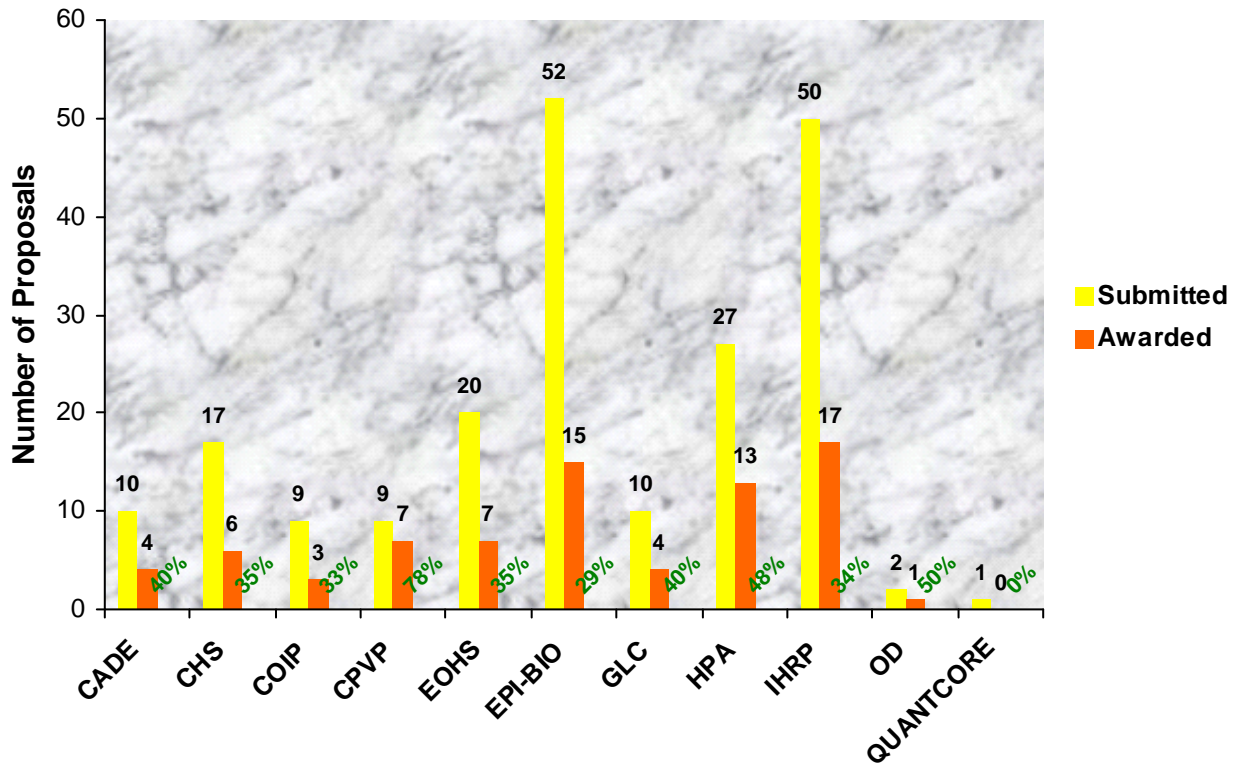
<u>Unit</u>	<u># Submissions</u>	<u>Percent</u>
Chgo Proj Violence Prevention	9	4.3%
Commty Outreach Intervent Proj	9	4.3%
Community Health Sciences	17	8.2%
Ctr for Adv Dist Educ Pub Hlth	10	4.8%
Environmtl & Occuptnl Hlth Sci	20	9.7%
Epidemiology and Biostatistics	52	25.1%
Great Lakes Center	10	4.8%
Health Policy & Administration	27	13.0%
Institute for Hlth Research & Policy	50	24.2%
Office of the Dean	2	1.0%
Quant Core	1	0.5%
	207	



Success Rate of New Proposals Submitted by Unit

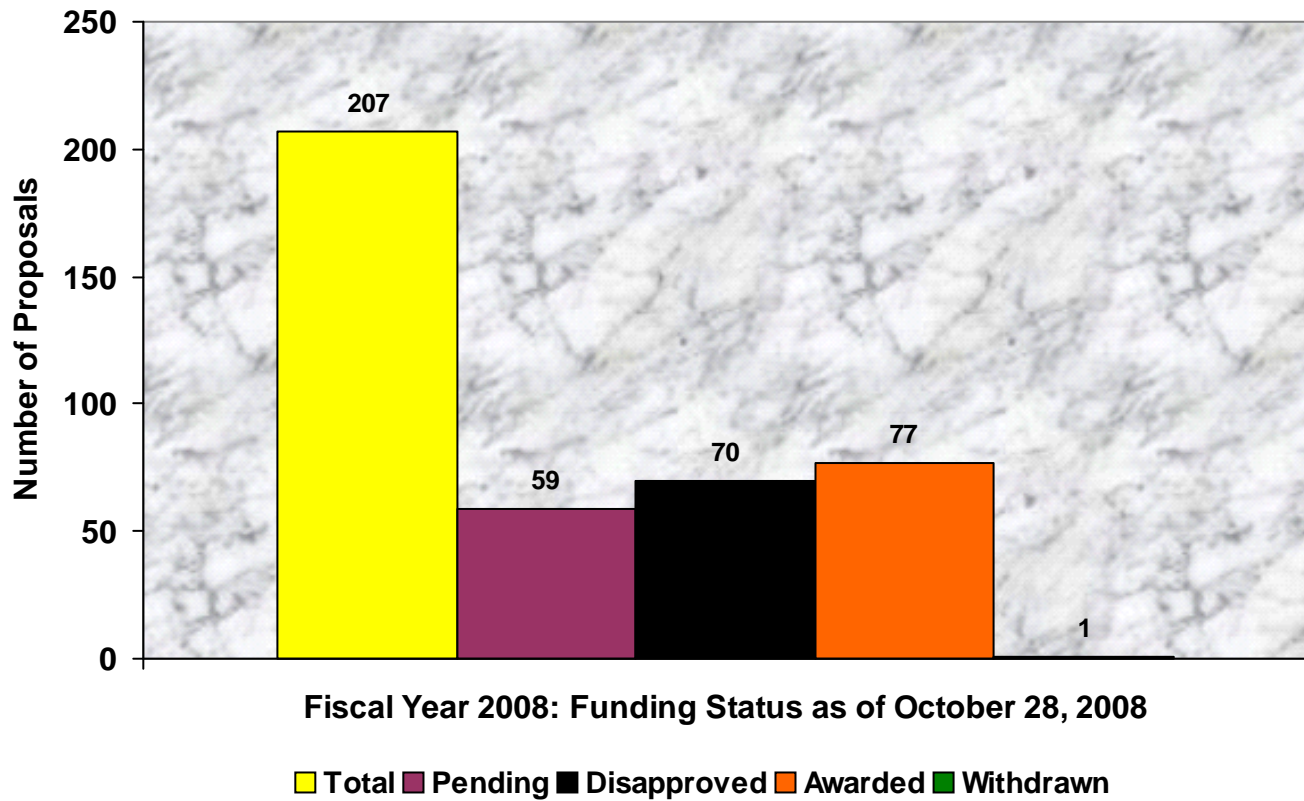
Based on UIC Submission Date for the Period between 7/1/2007 And 6/30/2008

<u>Fiscal Year</u>	<u>SPH Unit</u>	<u># Submitted</u>	<u># Awarded</u>	<u>% Awarded</u>
FY2008	Chgo Proj Violence Prevention	9	7	78%
	Commyt Outreach Intervent Proj	9	3	33%
	Community Health Sciences	17	6	35%
	Ctr for Adv Dist Educ Pub Hlth	10	4	40%
	Environmtl & Occuptnl Hlth Sci	20	7	35%
	Epidemiology and Biostatistics	52	15	29%
	Great Lakes Center	10	4	40%
	Health Policy & Administration	27	13	48%
	Institute for Hlth Research & Policy	50	17	34%
	Office of the Dean	2	1	50%
	Quant Core	1	0	0%
		207	77	37%



New Proposal Submissions by Status

Based on UIC Submission Date for the Period between 7/1/2007 And 6/30/2008



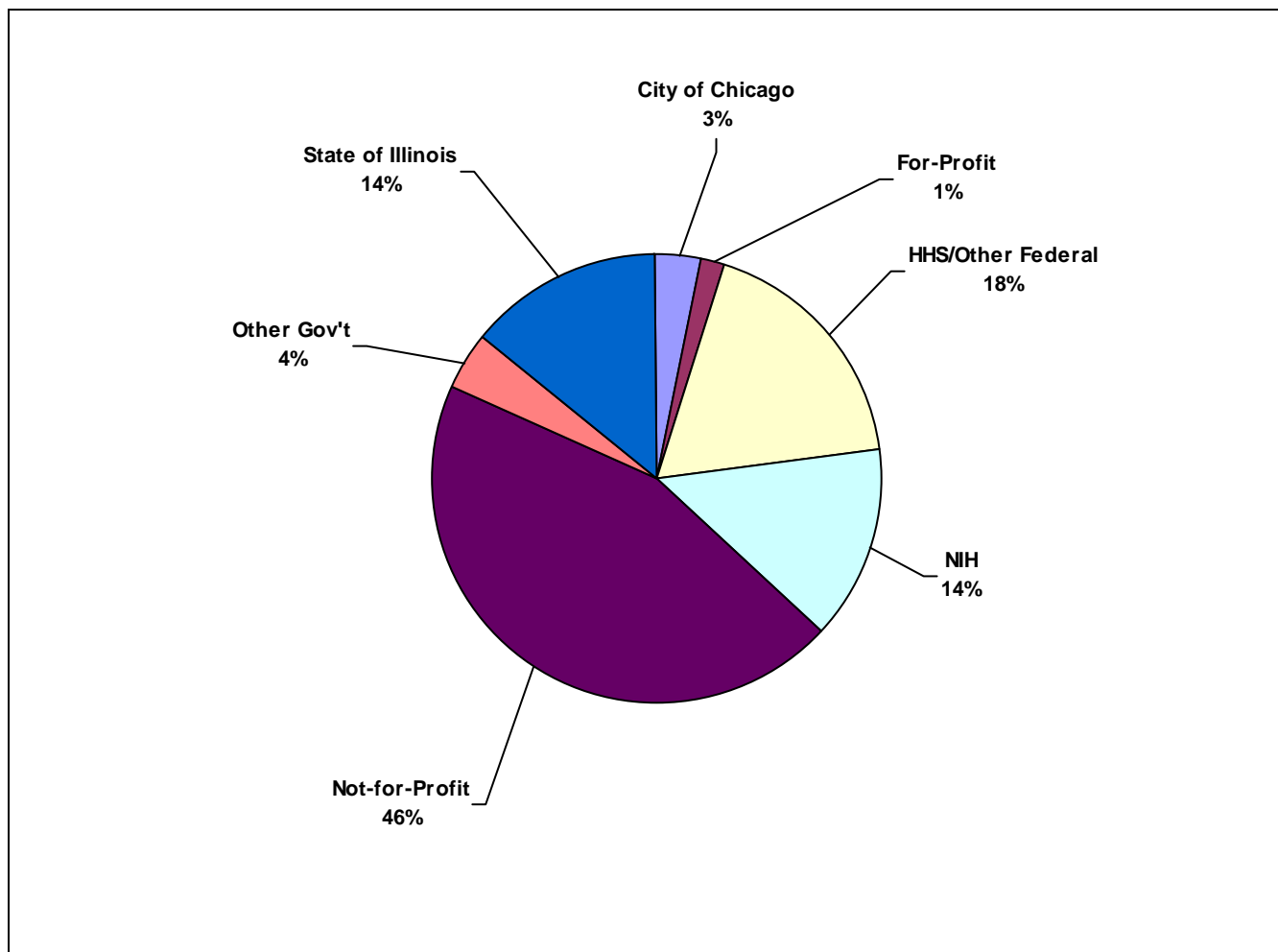
Annual Report

Fiscal Year 2007

Percent of Proposals Submitted by Type of Sponsors

Based on UIC Submission Date for the Period between 7/1/2006 And 6/30/2007

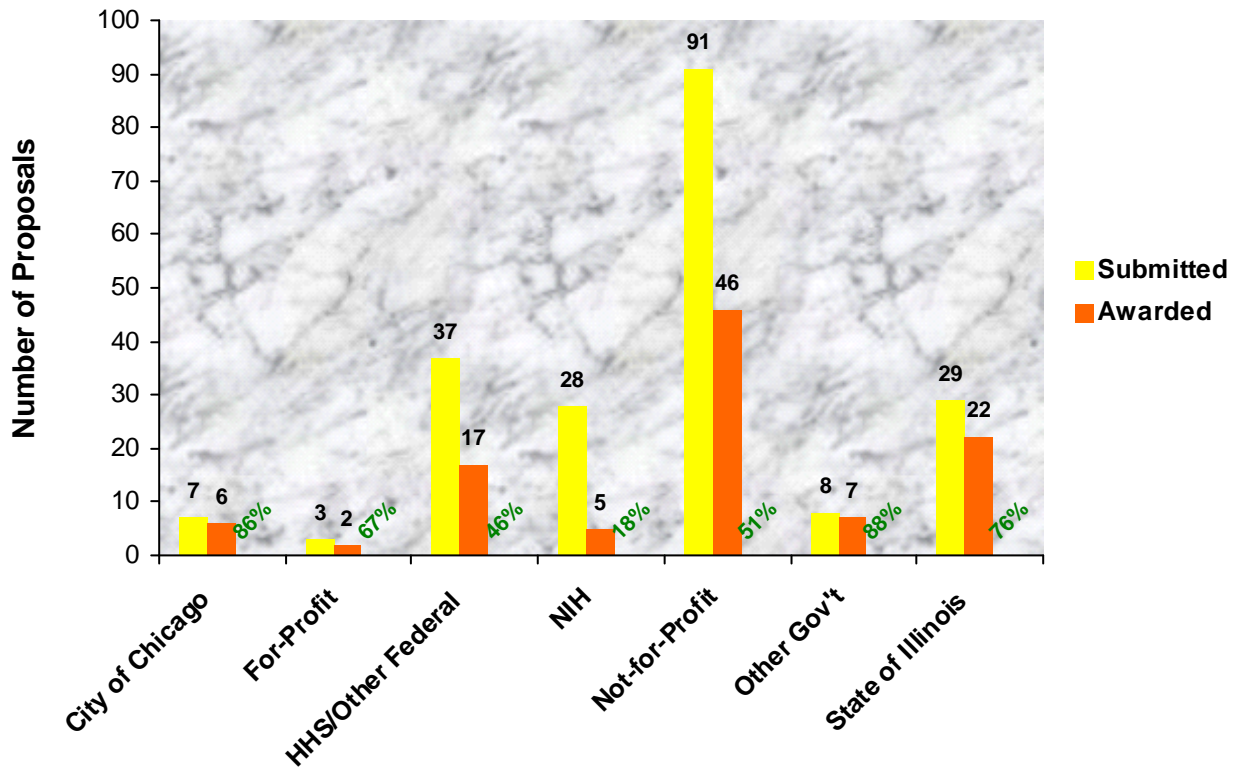
<u>Sponsor</u>	<u># Submissions</u>	<u>Percent</u>
NIH	28	13.8%
HHS/Other Federal	37	18.2%
State of Illinois	29	14.3%
City of Chicago	7	3.4%
Other Gov't	8	3.9%
For-Profit	3	1.5%
Not-for-Profit	91	44.8%
	203	



Success Rates of New Proposals Submitted by Type of Sponsor

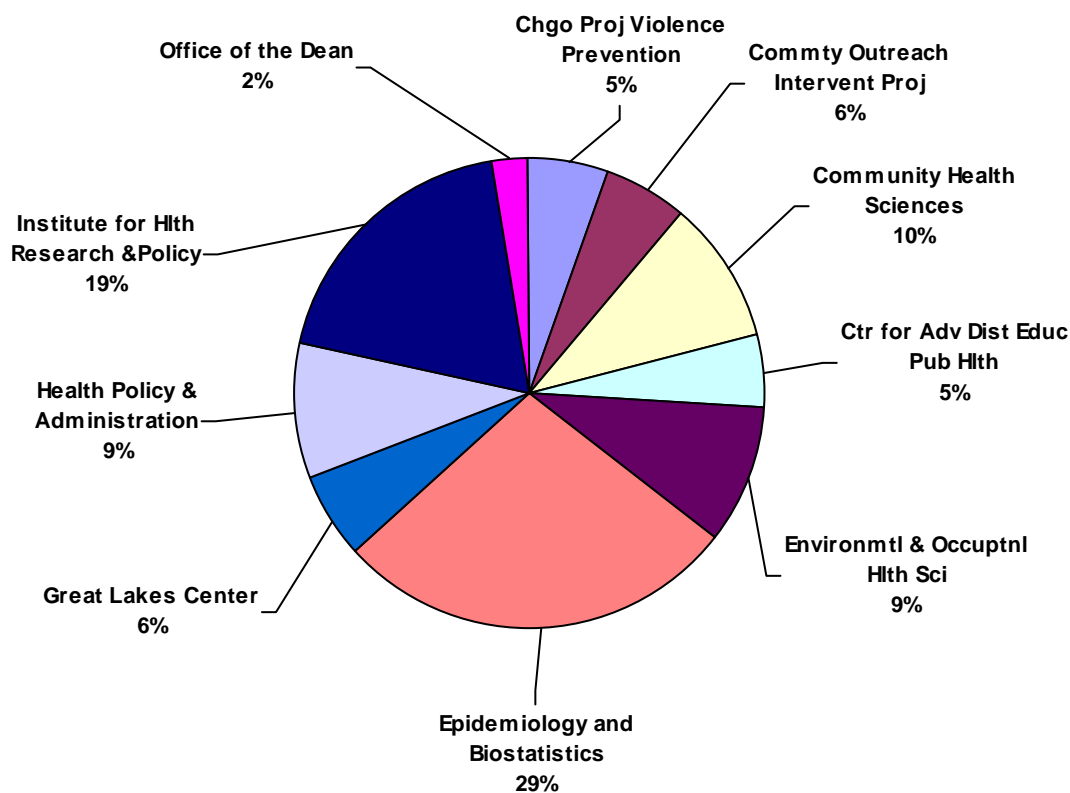
Based on UIC Submission Date for the Period between 7/1/2006 And 6/30/2007

<u>Fiscal Year</u>	<u>Type of Sponsor</u>	<u># Submitted</u>	<u># Awarded</u>	<u>% Awarded</u>
FY2007	NIH	28	5	18%
	HHS/Other Federal	37	17	46%
	State of Illinois	29	22	76%
	City of Chicago	7	6	86%
	Other Gov't	8	7	88%
	Not-for-Profit	91	46	51%
	For-Profit	3	2	67%
			203	105



Percent of Proposal Submission by Unit
 Based on UIC Submission Date for the Period between 7/1/2006 And 6/30/2007

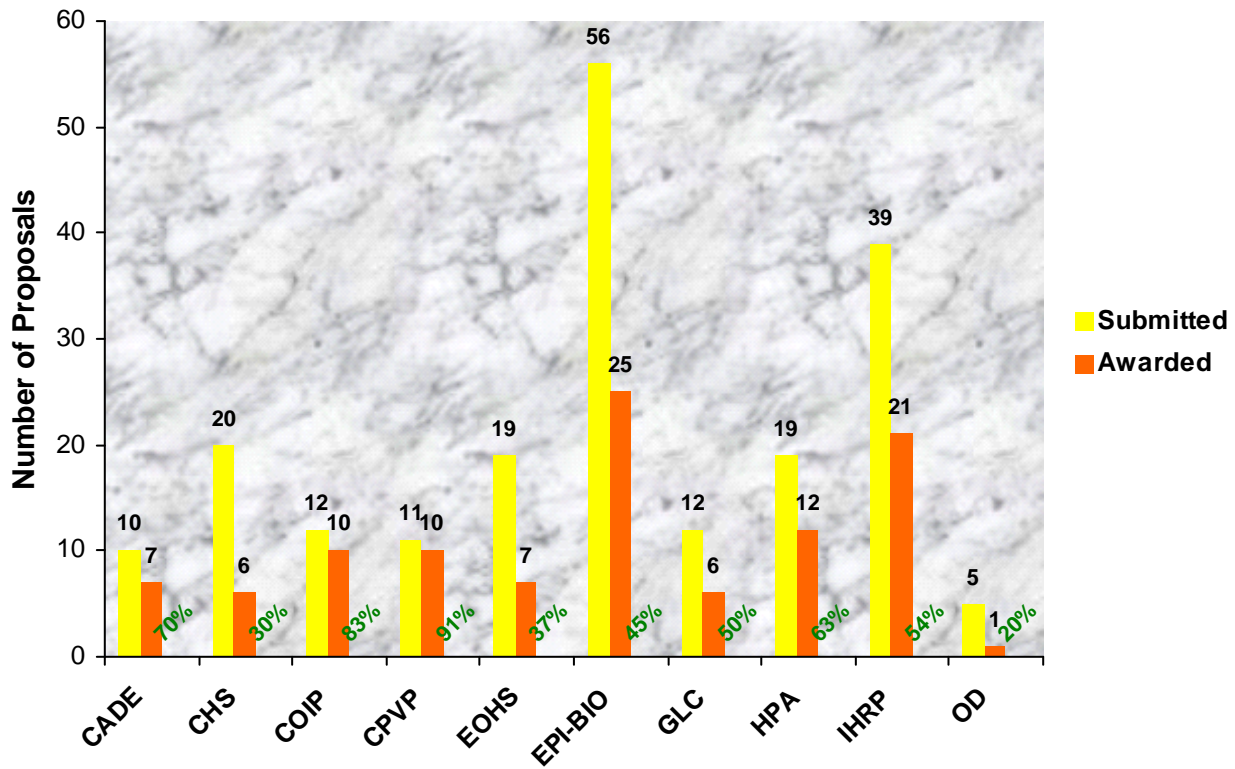
<u>Unit</u>	<u># Submissions</u>	<u>Percent</u>
Chgo Proj Violence Prevention	11	5.4%
Commtly Outreach Intervent Proj	12	5.9%
Community Health Sciences	20	9.9%
Ctr for Adv Dist Educ Pub Hlth	10	4.9%
Environmtl & Occuptnl Hlth Sci	19	9.4%
Epidemiology and Biostatistics	56	27.6%
Great Lakes Center	12	5.9%
Health Policy & Administration	19	9.4%
Institute for Hlth Research & Policy	39	19.2%
Office of the Dean	5	2.5%
	203	



Success Rate of New Proposals Submitted by Unit

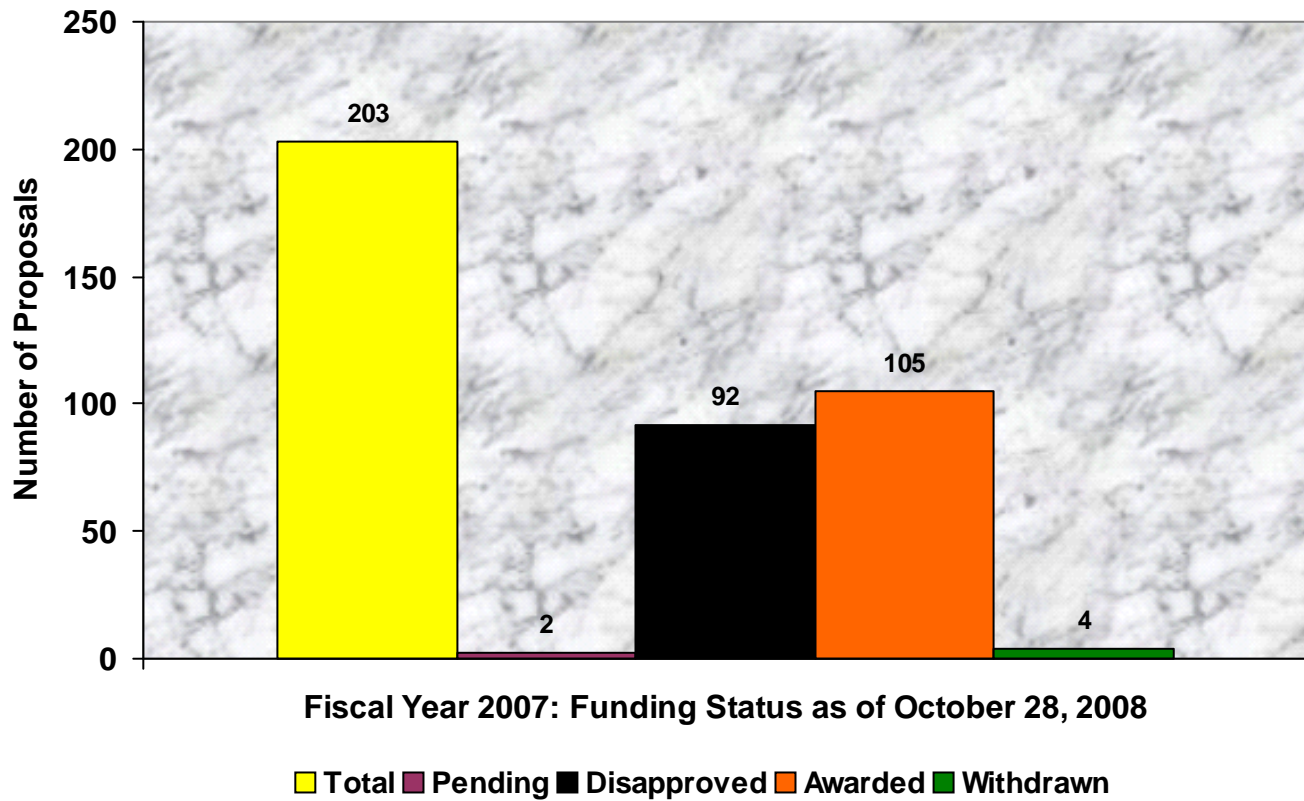
Based on UIC Submission Date for the Period between 7/1/2006 And 6/30/2007

<u>Fiscal Year</u>	<u>SPH Unit</u>	<u># Submitted</u>	<u># Awarded</u>	<u>% Awarded</u>
FY2007	Chgo Proj Violence Prevention	11	10	91%
	Commyt Outreach Intervent Proj	12	10	83%
	Community Health Sciences	20	6	30%
	Ctr for Adv Dist Educ Pub Hlth	10	7	70%
	Environmtl & Occuptnl Hlth Sci	19	7	37%
	Epidemiology and Biostatistics	56	25	45%
	Great Lakes Center	12	6	50%
	Health Policy & Administration	19	12	63%
	Institute for Hlth Research & Policy	39	21	54%
	Office of the Dean	5	1	20%
		203	105	52%



New Proposal Submissions by Status

Based on UIC Submission Date for the Period between 7/1/2006 And 6/30/2007



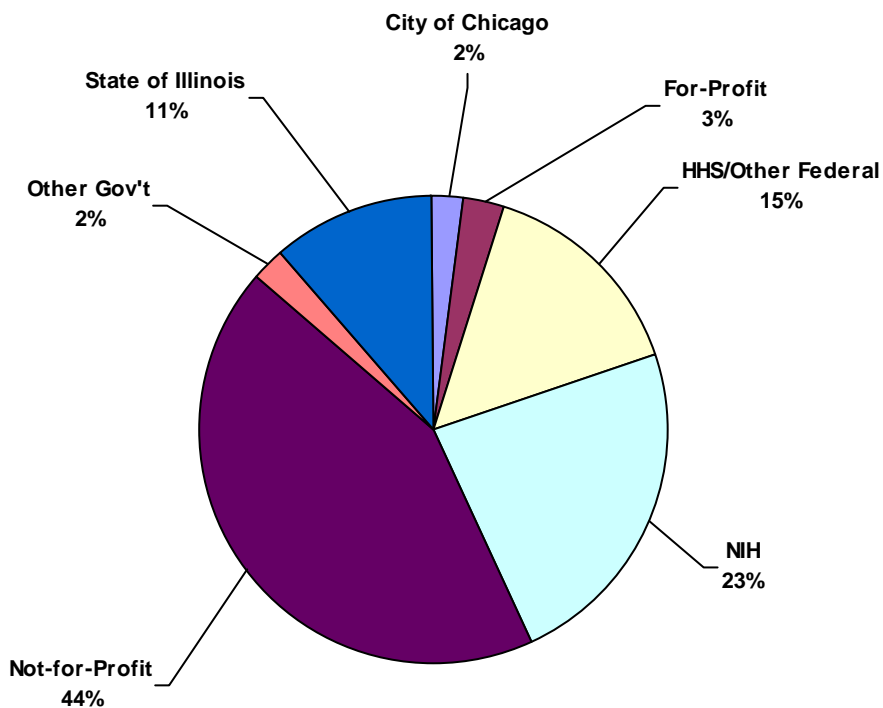
Annual Report

Fiscal Year 2006

Percent of Proposals Submitted by Type of Sponsors

Based on UIC Submission Date for the Period between 7/1/2005 And 6/30/2006

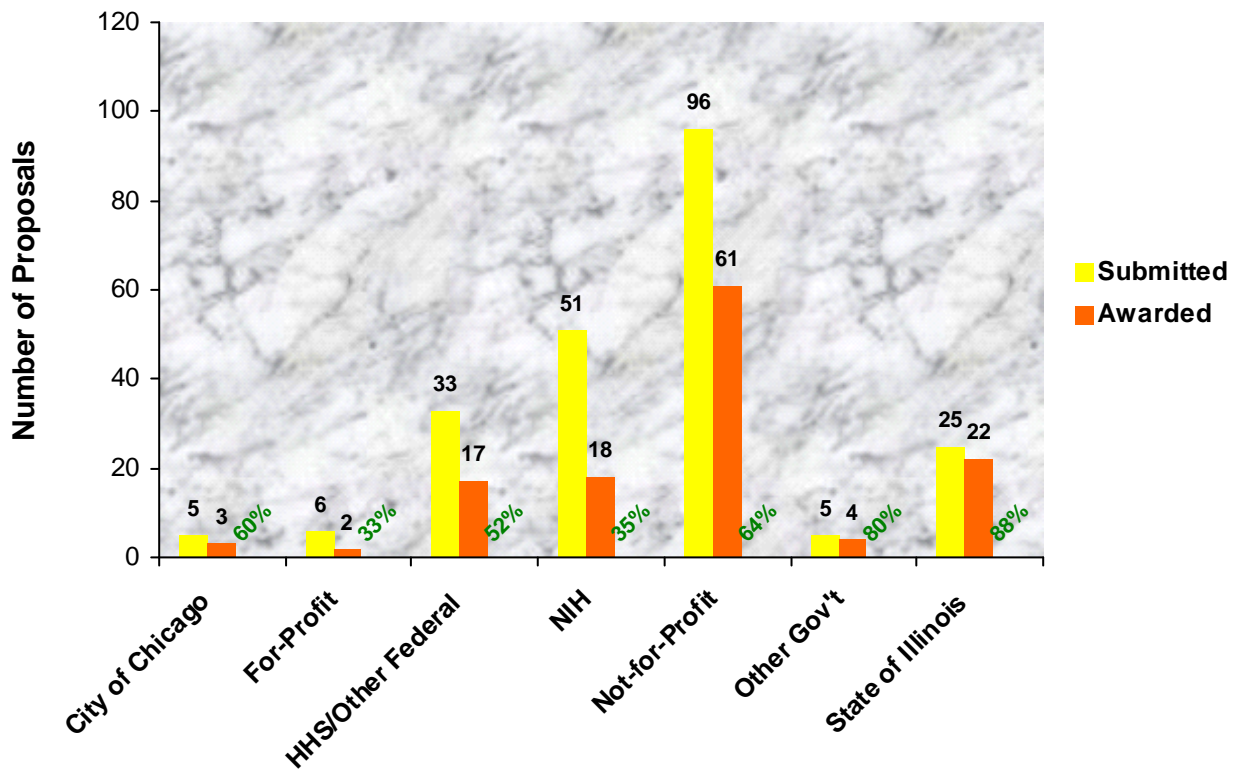
<u>Sponsor</u>	<u># Submissions</u>	<u>Percent</u>
NIH	51	23.1%
HHS/Other Federal	33	14.9%
State of Illinois	25	11.3%
City of Chicago	5	2.3%
Other Gov't	5	2.3%
For-Profit	6	2.7%
Not-for-Profit	96	43.4%
	221	



Success Rates of New Proposals Submitted by Type of Sponsor

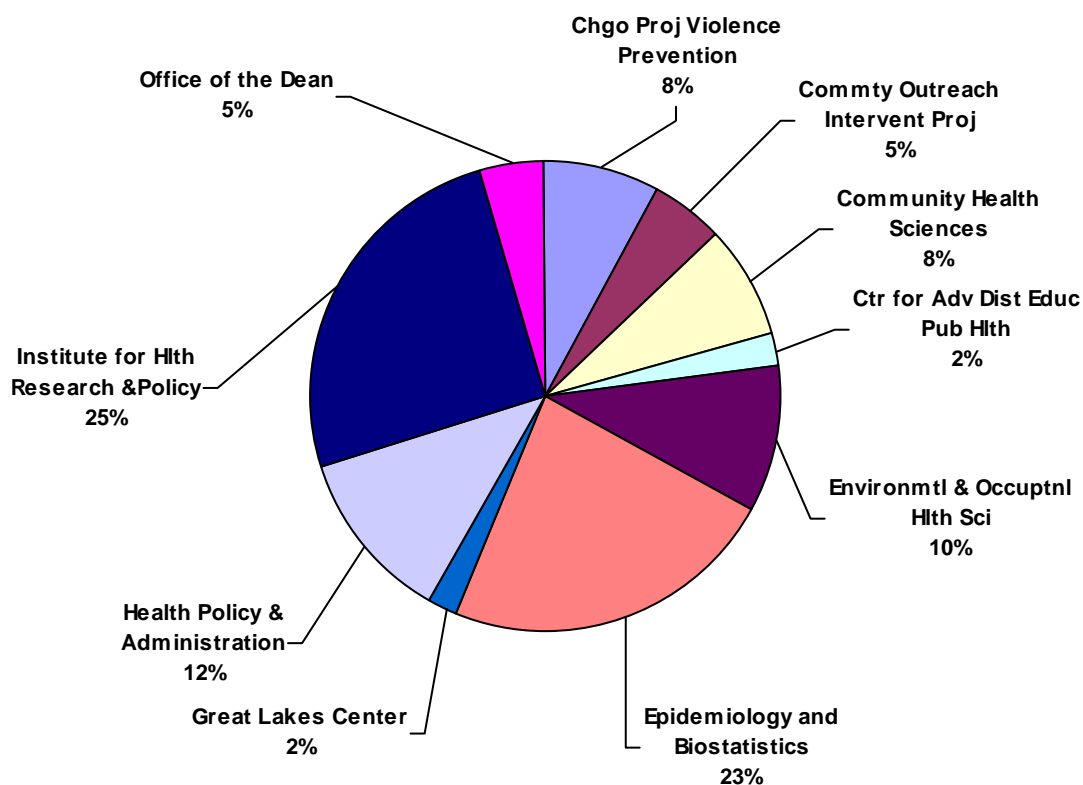
Based on UIC Submission Date for the Period between 7/1/2005 And 6/30/2006

<u>Fiscal Year</u>	<u>Type of Sponsor</u>	<u># Submitted</u>	<u># Awarded</u>	<u>% Awarded</u>
FY2006	NIH	51	18	35%
	HHS/Other Federal	33	17	52%
	State of Illinois	25	22	88%
	City of Chicago	5	3	60%
	Other Gov't	5	4	80%
	Not-for-Profit	96	61	64%
	For-Profit	6	2	33%
		221	127	57%



Percent of Proposal Submission by Unit
 Based on UIC Submission Date for the Period between 7/1/2005 And 6/30/2006

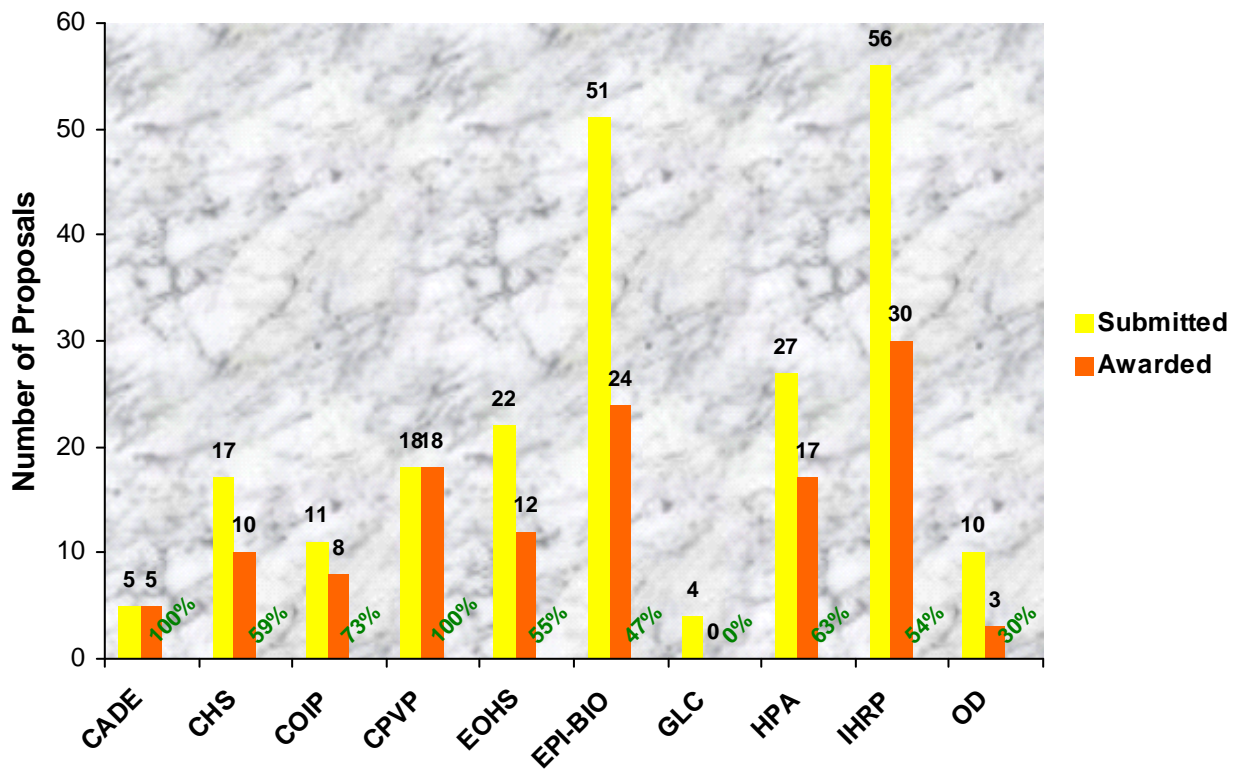
<u>Unit</u>	<u># Submissions</u>	<u>Percent</u>
Chgo Proj Violence Prevention	18	8.1%
Commtly Outreach Intervent Proj	11	5.0%
Community Health Sciences	17	7.7%
Ctr for Adv Dist Educ Pub Hlth	5	2.3%
Environmtl & Occuptnl Hlth Sci	22	10.0%
Epidemiology and Biostatistics	51	23.1%
Great Lakes Center	4	1.8%
Health Policy & Administration	27	12.2%
Institute for Hlth Research & Policy	56	25.3%
Office of the Dean	10	4.5%
	221	



Success Rate of New Proposals Submitted by Unit

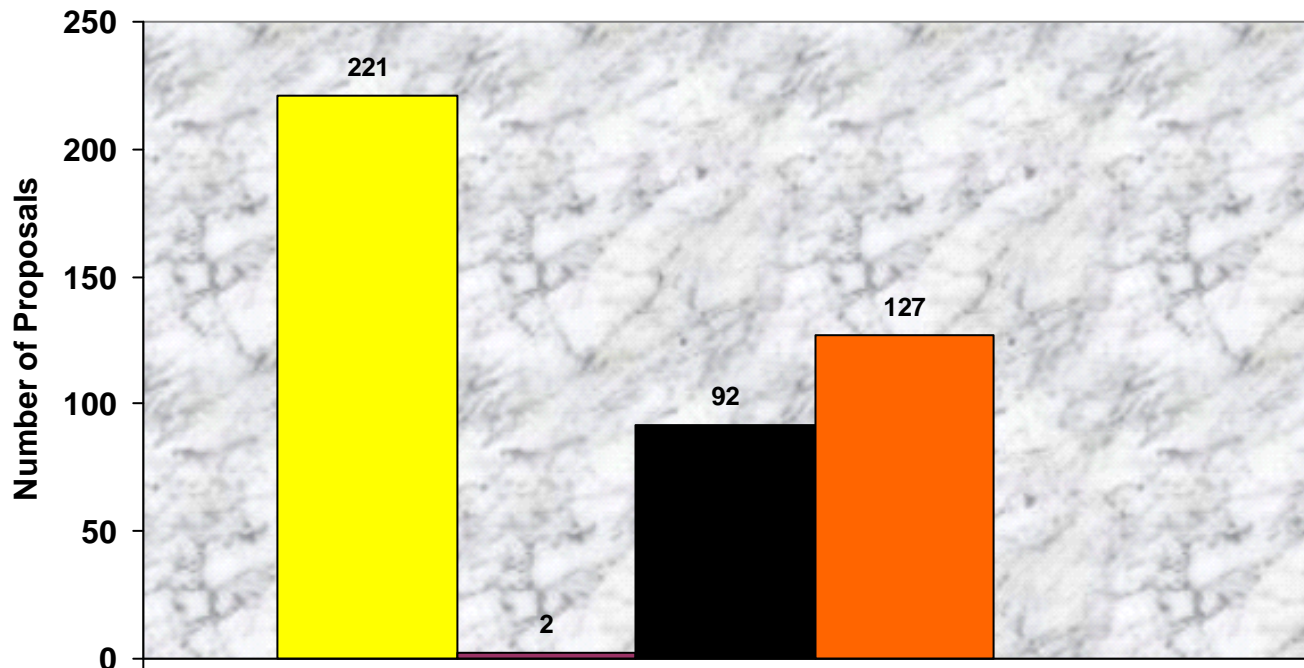
Based on UIC Submission Date for the Period between 7/1/2005 And 6/30/2006

<u>Fiscal Year</u>	<u>SPH Unit</u>	<u># Submitted</u>	<u># Awarded</u>	<u>% Awarded</u>
FY2006	Chgo Proj Violence Prevention	18	18	100%
	Commy Outreach Intervent Proj	11	8	73%
	Community Health Sciences	17	10	59%
	Ctr for Adv Dist Educ Pub Hlth	5	5	100%
	Environmtl & Occuptnl Hlth Sci	22	12	55%
	Epidemiology and Biostatistics	51	24	47%
	Great Lakes Center	4	0	0%
	Health Policy & Administration	27	17	63%
	Institute for Hlth Research & Policy	56	30	54%
	Office of the Dean	10	3	30%
		221	127	57%



New Proposal Submissions by Status

Based on UIC Submission Date for the Period between 7/1/2005 And 6/30/2006



Fiscal Year 2006: Funding Status as of October 28, 2008

■ Total ■ Pending ■ Disapproved ■ Awarded ■ Withdrawn